

Explore San Antonio's Community Vision

Every ten years, a growing number of people in San Antonio, Texas co-create a shared vision, made up of specific results and indicators by which to measure progress. The 2030 community vision is made up of nine community results and 51 indicators.

Explore this snapshot of the community vision, or visit SA2020.org/data to see more information and complete data.



On Track to reach goal by 2030



Making Progress but not at rate necessary to reach goal



Off Track and moving in wrong direction



Baseline Only; only first year of data available



In Development, determining what will be measured

Result	Indicator	Status
 <p>Arts, Culture, Historic Preservation, Creative Economy</p> <p>In 2030, San Antonio leads the world as a creative community. Here, the arts are integral to culture, history, and global connection. The arts strengthen the health of our community, help drive our economy, and enhance our quality of life.</p>	Increase Economic Impact of Creative Sector by 20%	
	Increase Employment in Creative Industries by 50%	
	Increase Public Investment in Arts & Culture by 50%	
	Improve Historic Preservation - <i>In Development</i>	

Result	Indicator	Status
 <p>Community, Leadership, Institutional Accountability, Equity, Civic Engagement, Collaboration</p> <p>In 2030, our entire community takes responsibility for our collective well-being. San Antonio fosters leaders across the community who collaborate to reach shared goals. Institutions across sectors value community-based knowledge and build trusted relationships.</p>	Improve Representation of Appointed Officials to 75% People of Color	
	Increase Municipal Election Voter Turnout to 30%	
	Increase Midterm Election Voter Turnout to 60%	
	Increase Presidential Election Voter Turnout to 80%	
	Increase Volunteerism - <i>In Development</i>	
	Increase Individual Philanthropic Giving - <i>In Development</i>	


Result	Indicator	Status
 <p>Downtown, Neighborhoods, Tourism, Center City, Livability</p> <p>In 2030, Downtown is the heart of San Antonio. It is an inviting center of vibrant activity where San Antonians live, learn, work, and play, businesses flourish, and visitors return.</p>	Increase Downtown Population by 15%	
	Increase Downtown Economic Impact by 25%	
	Increase Downtown Employment by 25%	







Result	Indicator	Status
 <p>Early Childhood Education, K-12 Education, Higher Ed, Lifelong Learning, Youth Development</p> <p>In 2030, San Antonio invests in all students. We provide the best education in the nation and lifelong learning opportunities that cultivate critical thinkers and problem-solvers who proudly call San Antonio their home.</p>	Improve Kindergarten Readiness to 30% of Students	
	Improve Third Grade Reading to 85% of Students	
	Increase High School Graduation Rate to 95%	
	Improve College Readiness to 85% of High School Graduates	
	Improve College Enrollment to 85% of High School Graduates	
	Increase Post-Secondary Credentials (Population Age 25-34) to 60%	

Result	Indicator	Status
 <p>Environment, Climate Action, Resiliency, Sustainability, Natural Resources, Green Economy</p> <p>In 2030, San Antonio is a model for responsible and responsive resource management. Recognizing the significance of natural resources to our well-being, we ensure a sustainable and resilient future through climate action and adaptation.</p>	Reduce Greenhouse Gas Emissions by 41%	
	Increase Renewables - <i>In Development</i>	
	Decrease Air Quality Index to 68 Parts per Billion	
	Reduce Water Use to 106 Total Gallons Per Capita Per Day	
	Reduce Energy Use - <i>In Development</i>	
	Reduce Residential Waste by 10%	
	Increase Development with Low Environmental Impact by 150%	
	Increase Residential Recycling Capture Rate to 75%	
	Increase Residential Composting Capture Rate to 50%	
	Improve Water Quality Index to C-Grade	
	Increase Employment in Green Industries by 100%	

Result	Indicator	Status
 <p>Innovation, Economic Development, Quality of Life, Entrepreneurship, Workers, Local Business</p> <p>In 2030, through world-class innovation, cross-sector collaboration, and business development, San Antonio ensures the economic well-being of the people who live here.</p>	Reduce Poverty by 50%	
	Reduce Unemployment to 3.5%	
	Reduce Underemployment to 2%	
	Increase Jobs in New Businesses (<2 years old) by 15%	
	Increase Entrepreneurship - <i>In Development</i>	
	Reduce Recidivism - <i>In Development</i>	

Result	Indicator	Status
 <p>Neighborhoods, Community, Home, Parks & Green Spaces, Affordable Housing, Growth</p> <p>In 2030, San Antonio neighborhoods are welcoming, safe, and affordable. They provide the foundation for smart growth and prosperous futures for those who live in them.</p>	Decrease Cost-Burdened Households to 10%	
	Reduce Homelessness by 50%	
	Reduce First-Time Homelessness by 50%	
	Improve Access to Parks and Green Spaces by 50%	
	Improve Digital Access to 100% of Households	
	Eliminate Family Violence-Related Homicides	

Result	Indicator	Status
 <p>Physical Health, Mental Health, Health Access, Food Security</p> <p>In 2030, San Antonians are among the healthiest in the nation in a community that provides comprehensive support and resources for physical and mental lifelong well-being.</p>	Increase Health Insurance Enrollment (Population Age <65) by 10%	
	Reduce Teen Birth Rate by 30%	
	Reduce Food Insecurity to 10%	

Result	Indicator	Status
 <p>Transportation, Public Transit, Accessibility, Connectivity, Walkability, Micro-Mobility</p> <p>In 2030, San Antonio's multi-modal transportation system is safe, accessible, and convenient. Reliable transportation meets community needs, connecting everyone who walks, rides, drives, or wheels to their desired destination.</p>	Improve Public Transit Accessibility - <i>In Development</i>	
	Improve Sidewalk Accessibility - <i>In Development</i>	
	Improve Micromobility - <i>In Development</i>	
	Increase Workers' Alternative Transit Use to 30%	
	Eliminate Traffic Fatalities and Serious Injuries	
	Decrease Workers' Average Commute Time to 20 Minutes	