

City Council District 9

City Council District 9

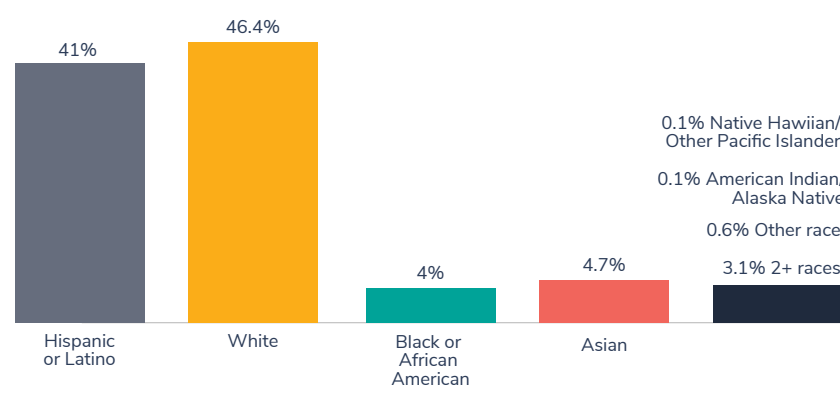
POPULATION (2021) **144,565**

POPULATION WITH A DISABILITY (2021) **10.2%**

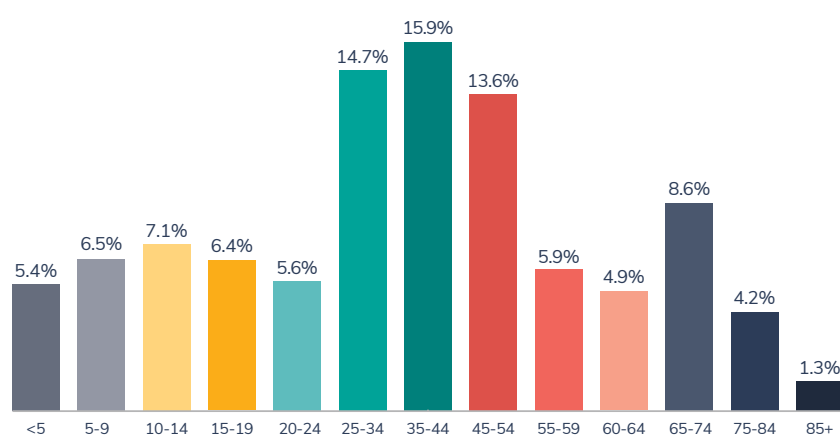
HOUSEHOLDS WITH 1 OR MORE UNDER AGE 18 (2021) **29.9%**

HOUSEHOLDS WITH 1 OR MORE OVER AGE 65 (2021) **23.7%**

BY RACE/ETHNICITY (2021)



BY AGE GROUP (2021)



47.9 SQUARE MILES

- Senior Centers**
Walker Ranch Senior Center
- 3 Libraries**
- Park & Rides**
Stone Oak Park & Ride
Blossom Park & Ride
- Landmarks**
Home to San Antonio International Airport
Phil Hardberger Park Land Bridge
- 15 City Parks**
- 114 SA2020 Nonprofit Partners** serving district constituents
SA2020.org/partners

PER CAPITA INCOME (2021) **\$47,275**

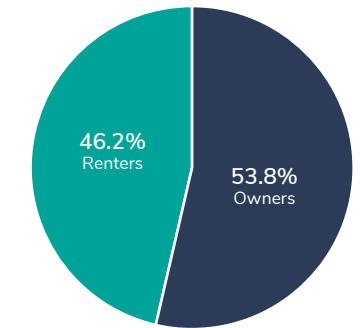
POPULATION LIVING IN POVERTY (2021) **8.4%**

POPULATION AGE <18 LIVING IN POVERTY (2021) **13.9%**

EMPLOYED POPULATION (AGE 19-64) WITHOUT HEALTH INSURANCE (2021)

12.9%

OCCUPIED UNITS BY STATUS (2021)



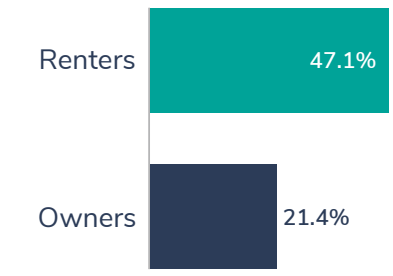
MUNICIPAL ELECTION TURNOUT (2021)

26%

WORKERS (AGE 16+) USING CARPOOL OR PUBLIC TRANSIT (2021)

8.2%

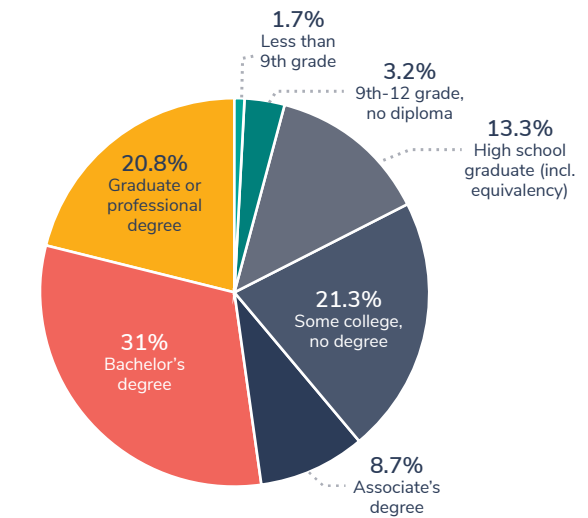
HOUSING COST BURDENED (2021)



MIDTERM ELECTION TURNOUT (2022)

55.1%

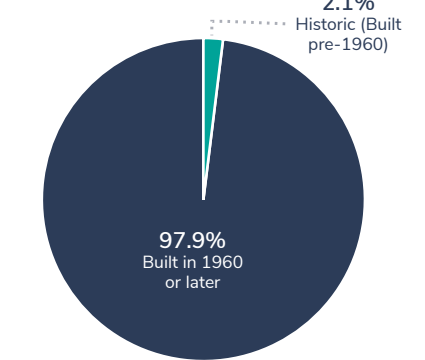
EDUCATIONAL ATTAINMENT (AGE 25+) (2021)



HOUSEHOLDS WITH BROADBAND CONNECTIONS (2021)

94.5%

AGE OF HOMES (2021)



REGISTERED VOTERS (2022)

110,669