

City Council District 8

City Council District 8

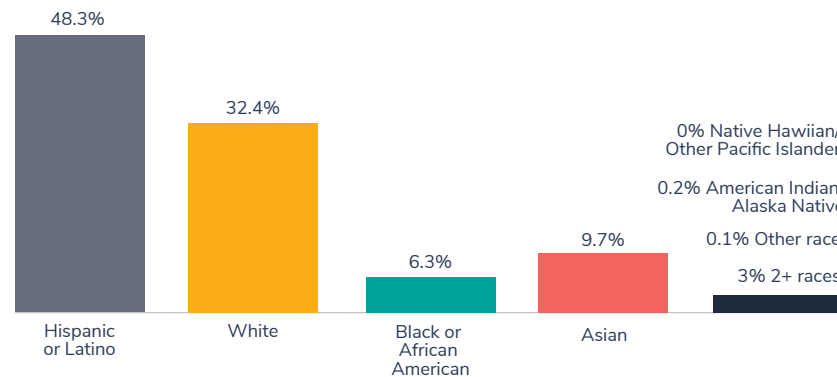
POPULATION (2021) **145,169**

POPULATION WITH A DISABILITY (2021) **10.7%**

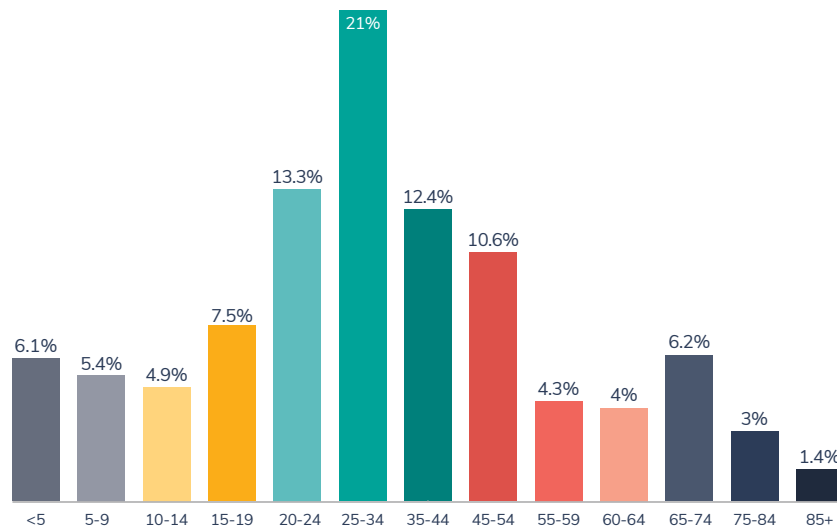
HOUSEHOLDS WITH 1 OR MORE UNDER AGE 18 (2021) **24.4%**

HOUSEHOLDS WITH 1 OR MORE OVER AGE 65 (2021) **18%**

BY RACE/ETHNICITY (2021)



BY AGE GROUP (2021)



52.4 SQUARE MILES

Senior Centers
Bob Ross Senior Center

2 Libraries

Park & Rides
University Park & Ride (currently closed for construction)

Colleges & Universities
The University of Texas at San Antonio (UTSA) Main Campus
UT Health San Antonio
The Art Institute of San Antonio
Baptist Health System School of Health Professions
Galen College of Nursing

Landmarks
Phil Hardberger Park Land Bridge
South Texas Medical Center

27 City Parks

115 SA2020 Nonprofit Partners
serving district constituents
SA2020.org/partners

PER CAPITA INCOME (2021) **\$37,461**

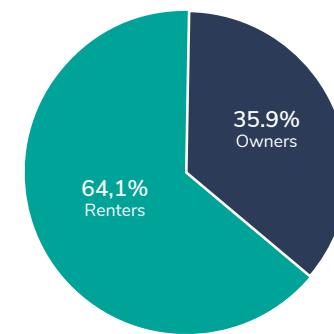
POPULATION LIVING IN POVERTY (2021) **15.5%**

POPULATION AGE <18 LIVING IN POVERTY (2021) **19.5%**

EMPLOYED POPULATION (AGE 19-64) WITHOUT HEALTH INSURANCE (2021)

15.4%

OCCUPIED UNITS BY STATUS (2021)



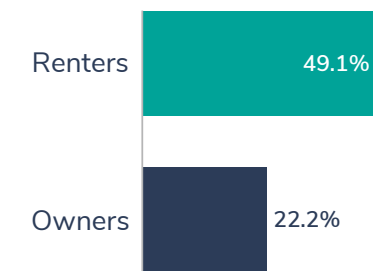
MUNICIPAL ELECTION TURNOUT (2021)

19.8%

WORKERS (AGE 16+) USING CARPOOL OR PUBLIC TRANSIT (2021)

10.3%

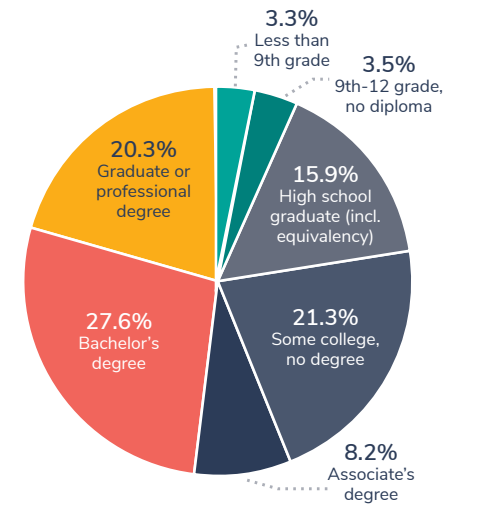
HOUSING COST BURDENED (2021)



MIDTERM ELECTION TURNOUT (2022)

47.4%

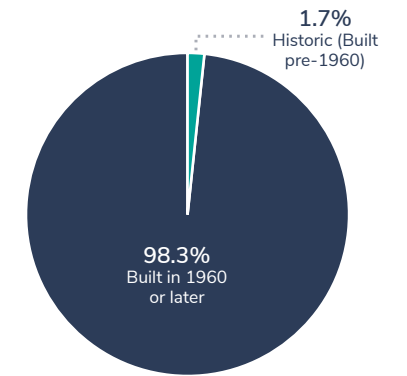
EDUCATIONAL ATTAINMENT (AGE 25+) (2021)



HOUSEHOLDS WITH BROADBAND CONNECTIONS (2021)

90.6%

AGE OF HOMES (2021)



REGISTERED VOTERS (2022)

106,420