

City Council District 6

City Council District 6

POPULATION (2021)

160,305

POPULATION WITH A DISABILITY (2021)

12.4%

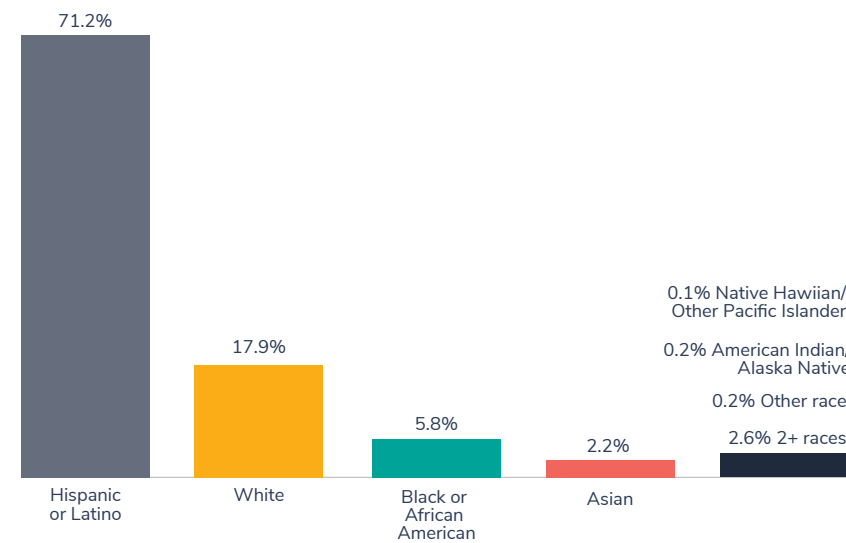
HOUSEHOLDS WITH 1 OR MORE UNDER AGE 18 (2021)

39.3%

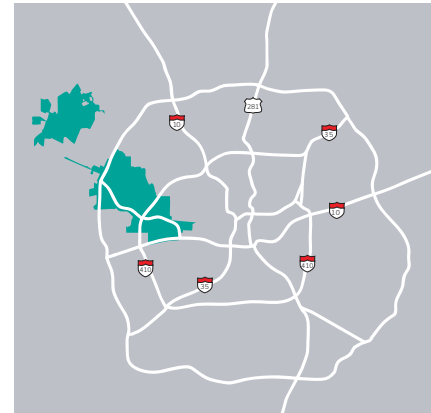
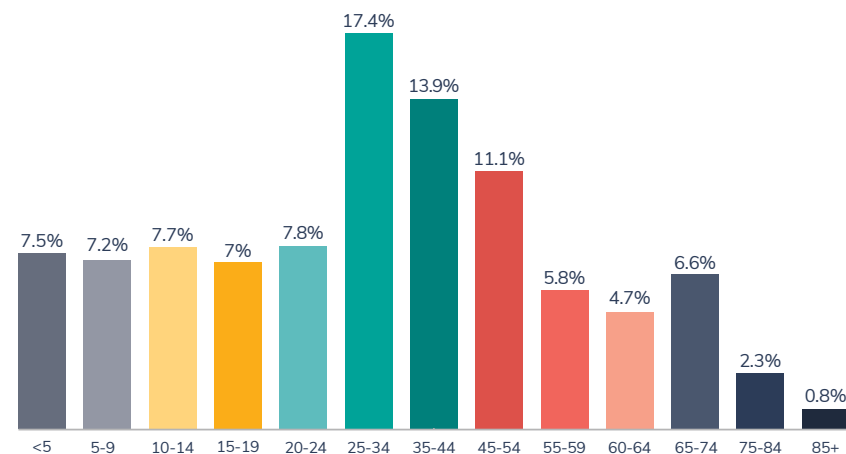
HOUSEHOLDS WITH 1 OR MORE OVER AGE 65 (2021)

21.2%

BY RACE/ETHNICITY (2021)



BY AGE GROUP (2021)



55.2 SQUARE MILES

Community Centers

Cuellar Community Center

Senior Centers

Alicia Treviño López Senior Center

3 Libraries

Transit Centers

Ingram Transit Center
Kel-Lac Transit Center

Colleges & Universities

Northwest Vista College
Hallmark University

Landmarks

Culebra Park Greenway
BCFS Health and Human Services-San Antonio South Texas Centre
Nelson W. Wolff Municipal Stadium

24 City Parks

117 SA2020 Nonprofit Partners serving district constituents
[SA2020.org/partners](https://sa2020.org/partners)

PER CAPITA INCOME (2021)

\$27,666

POPULATION LIVING IN POVERTY (2021)

11.8%

POPULATION AGE <18 LIVING IN POVERTY (2021)

17.5%

EMPLOYED POPULATION (AGE 19-64) WITHOUT HEALTH INSURANCE (2021)

16.8%

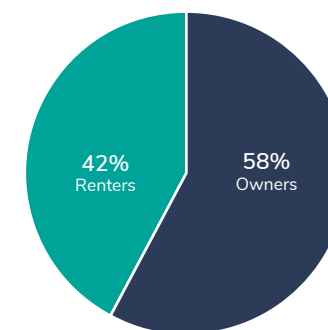
WORKERS (AGE 16+) USING CARPOOL OR PUBLIC TRANSIT (2021)

13.2%

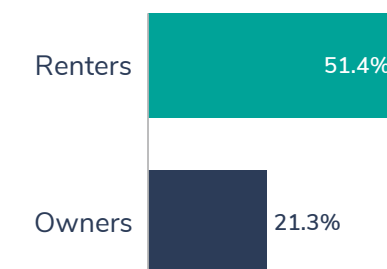
HOUSEHOLDS WITH BROADBAND CONNECTIONS (2021)

90%

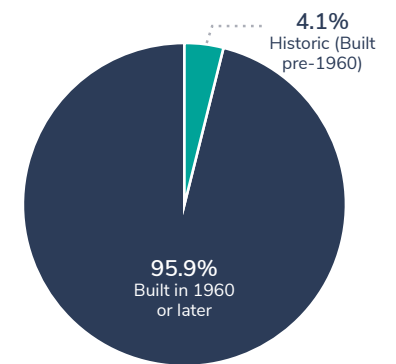
OCCUPIED UNITS BY STATUS (2021)



HOUSING COST BURDENED (2021)



AGE OF HOMES (2021)



MUNICIPAL ELECTION TURNOUT (2021)

16.1%

MIDTERM ELECTION TURNOUT (2022)

40.8%

REGISTERED VOTERS (2022)

87,376

EDUCATIONAL ATTAINMENT (AGE 25+) (2021)

