

City Council District 4

City Council District 4

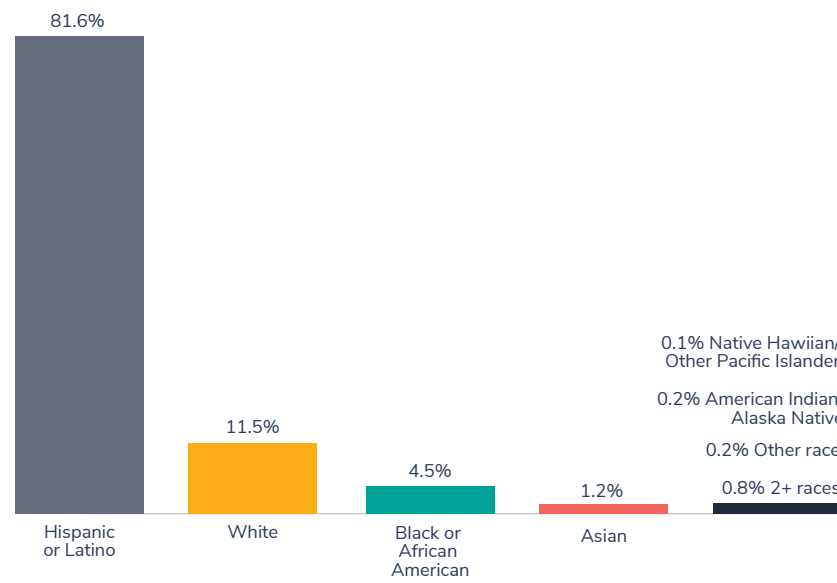
POPULATION (2021) **135,763**

POPULATION WITH A DISABILITY (2021) **18%**

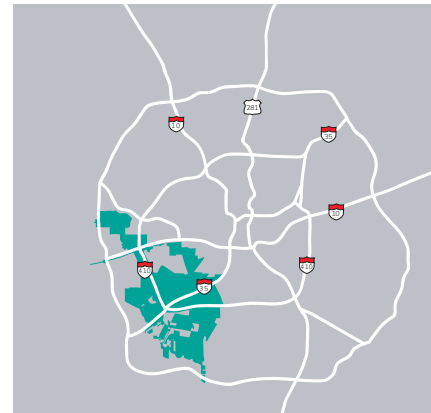
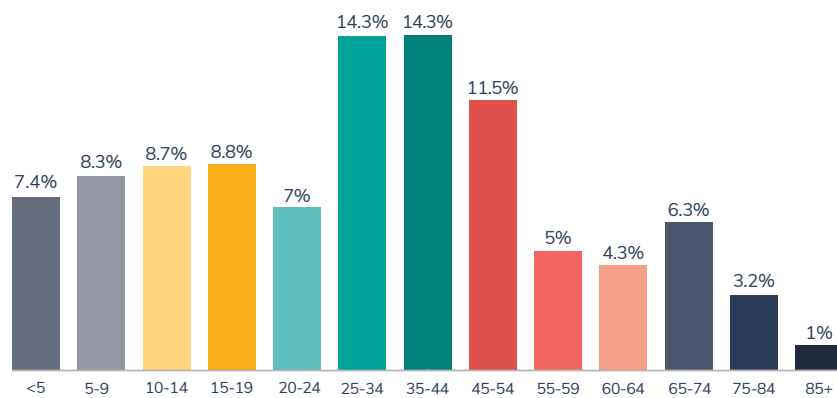
HOUSEHOLDS WITH 1 OR MORE UNDER AGE 18 (2021) **46.4%**

HOUSEHOLDS WITH 1 OR MORE OVER AGE 65 (2021) **25%**

BY RACE/ETHNICITY (2021)



BY AGE GROUP (2021)



59.8 SQUARE MILES

Community Centers

- Miller's Pond Community Center
- Ramirez Community Center
- Yates Community Center

Senior Centers

- Gill Community Center
- Willie Cortez Comprehensive Senior Center

2 Libraries

Colleges & Universities

- Palo Alto College
- The Baptist University of the Americas

Landmarks

- Port San Antonio
- Kelly Field

31 City Parks

117 SA2020 Nonprofit Partners serving district constituents
SA2020.org/partners

PER CAPITA INCOME (2021) **\$ 20,747**

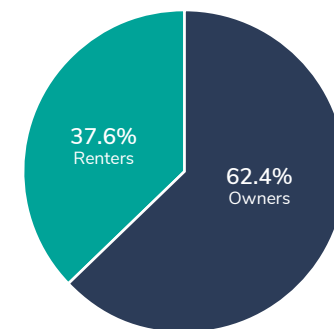
POPULATION LIVING IN POVERTY (2021) **18.9%**

POPULATION AGE <18 LIVING IN POVERTY (2021) **27.8%**

EMPLOYED POPULATION (AGE 19-64) WITHOUT HEALTH INSURANCE (2021) **26.3%**

26.3%

OCCUPIED UNITS BY STATUS (2021)



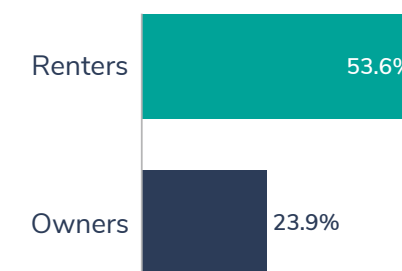
MUNICIPAL ELECTION TURNOUT (2021) **11.5%**

11.5%

WORKERS (AGE 16+) USING CARPOOL OR PUBLIC TRANSIT (2021) **19%**

19%

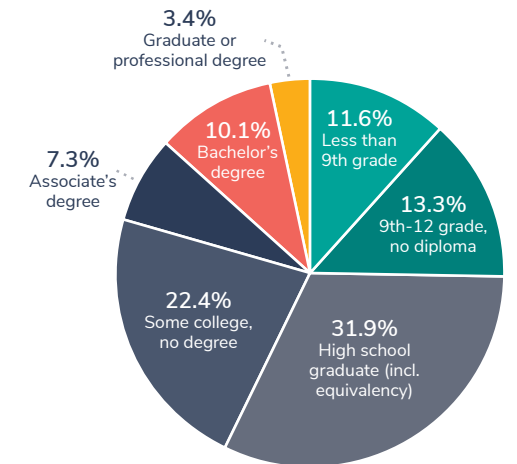
HOUSING COST BURDENED (2021)



MIDTERM ELECTION TURNOUT (2022) **33.1%**

33.1%

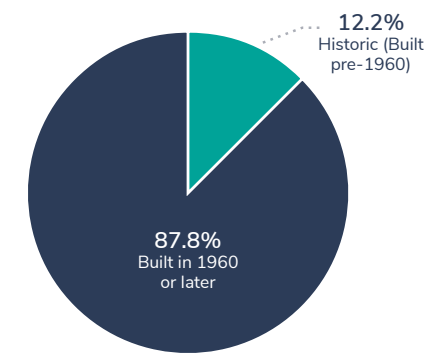
EDUCATIONAL ATTAINMENT (AGE 25+) (2021)



HOUSEHOLDS WITH BROADBAND CONNECTIONS (2021) **86.2%**

86.2%

AGE OF HOMES (2021)



REGISTERED VOTERS (2022) **70,288**

70,288