

City Council District 10

City Council District 10

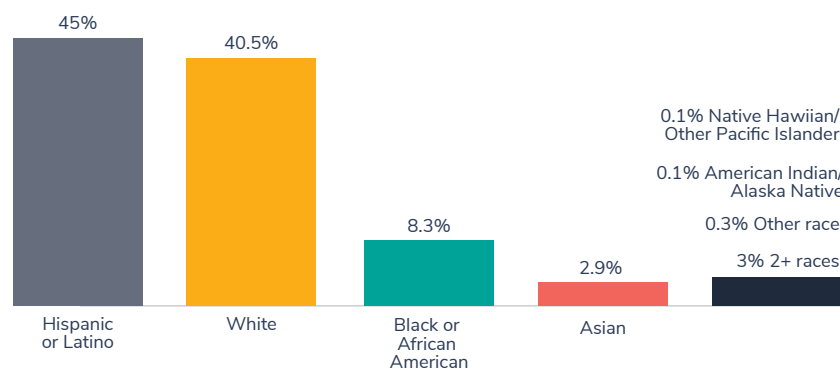
POPULATION (2021) **147,955**

POPULATION WITH A DISABILITY (2021) **13.1%**

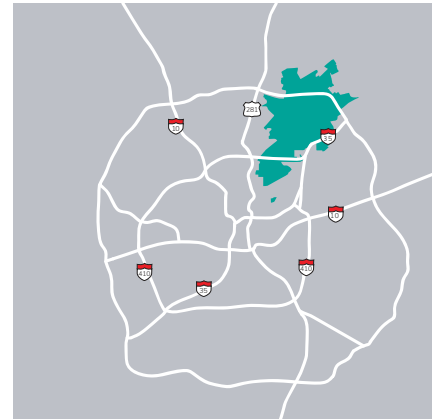
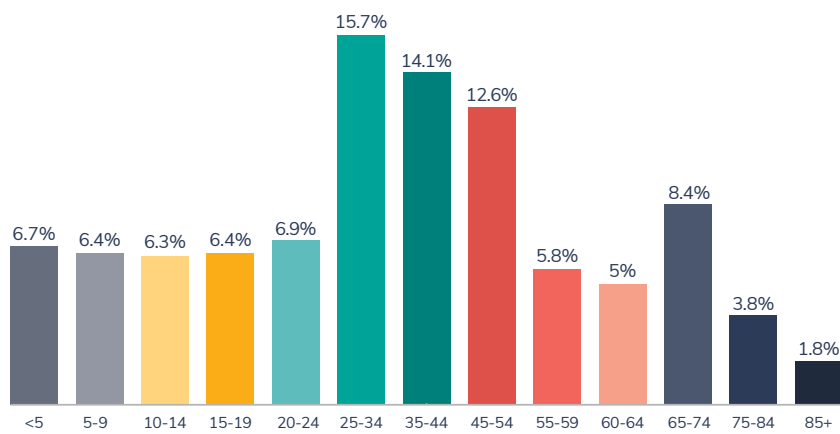
HOUSEHOLDS WITH 1 OR MORE UNDER AGE 18 (2021) **31.8%**

HOUSEHOLDS WITH 1 OR MORE OVER AGE 65 (2021) **25.6%**

BY RACE/ETHNICITY (2021)



BY AGE GROUP (2021)



50.2 SQUARE MILES

Community Centers
Hamilton Community Center

Senior Centers
Northeast Senior Center

3 Libraries

Landmarks
Morgan's Wonderland
Toyota Field
Comanche Lookout

28 City Parks

120 SA2020 Nonprofit Partners serving district constituents
SA2020.org/partners

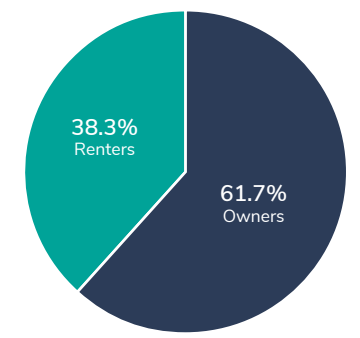
PER CAPITA INCOME (2021) **\$34,113**

POPULATION LIVING IN POVERTY (2021) **10.2%**

POPULATION AGE <18 LIVING IN POVERTY (2021) **15%**

EMPLOYED POPULATION (AGE 19-64) WITHOUT HEALTH INSURANCE (2021) **15.2%**

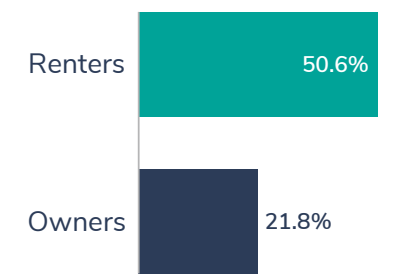
UNITS OCCUPIED BY RENTERS OR OWNERS (2021)



MUNICIPAL ELECTION TURNOUT (2021) **23.5%**

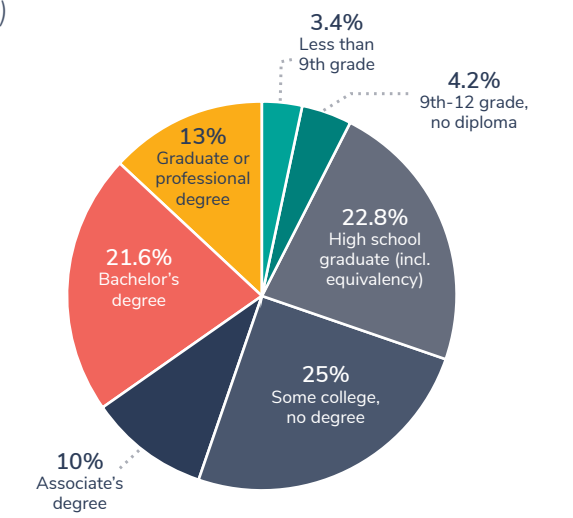
WORKERS (AGE 16+) USING CARPOOL OR PUBLIC TRANSIT (2021) **11.1%**

HOUSING COST BURDENED (2021)



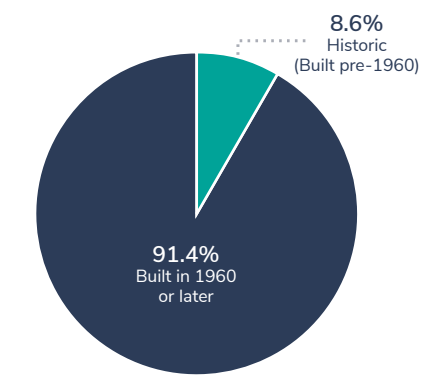
MIDTERM ELECTION TURNOUT (2022) **49.9%**

EDUCATIONAL ATTAINMENT (AGE 25+) (2021)



HOUSEHOLDS WITH BROADBAND CONNECTIONS (2021) **88.7%**

AGE OF HOMES (2021)



REGISTERED VOTERS (2022) **99,545**