

City Council District 8

City Council District 8

POPULATION (2021)

145,169

POPULATION WITH A DISABILITY (2021)

10.7%

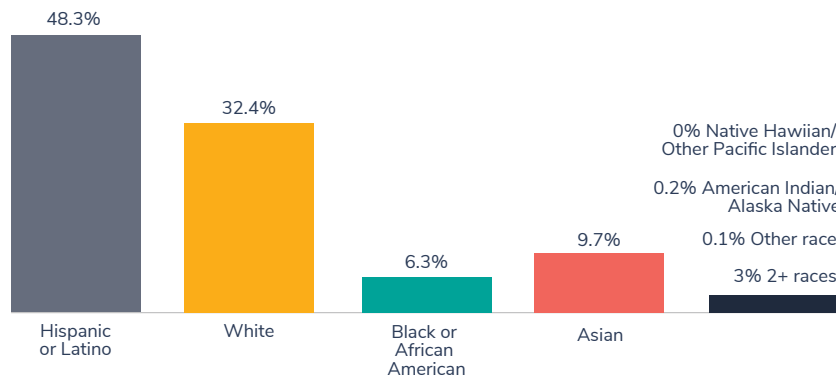
HOUSEHOLDS WITH 1 OR MORE UNDER AGE 18 (2021)

24.4%

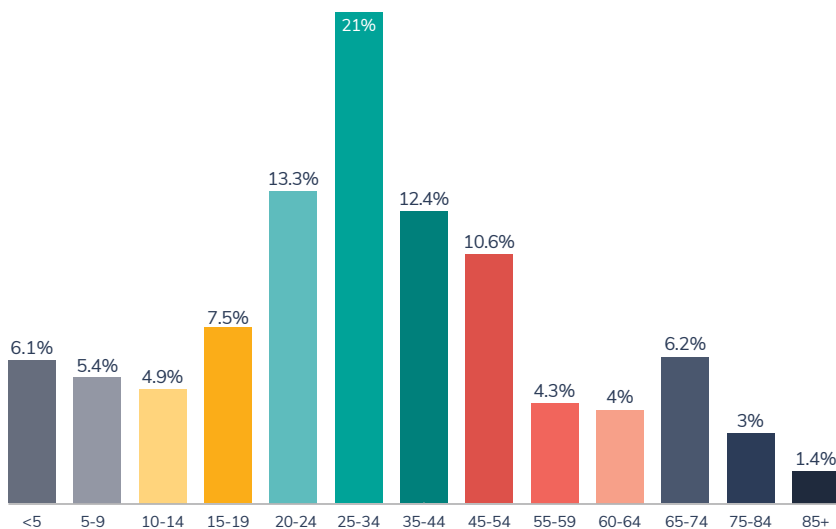
HOUSEHOLDS WITH 1 OR MORE OVER AGE 65 (2021)

18%

BY RACE/ETHNICITY (2021)



BY AGE GROUP (2021)



52.4 SQUARE MILES

Senior Centers

Bob Ross Senior Center

2 Libraries

Park & Rides

University Park & Ride (currently closed for construction)

Colleges & Universities

The University of Texas at San Antonio (UTSA) Main Campus

UT Health San Antonio

The Art Institute of San Antonio

Baptist Health System School of Health Professions

Galen College of Nursing

Landmarks

Phil Hardberger Park Land Bridge

South Texas Medical Center

27 City Parks

115 SA2020 Nonprofit Partners

serving district constituents

[SA2020.org/partners](https://sa2020.org/partners)

PER CAPITA INCOME (2021)

\$37,461

POPULATION LIVING IN POVERTY (2021)

15.5%

POPULATION AGE <18 LIVING IN POVERTY (2021)

19.5%

EMPLOYED POPULATION (AGE 19-64) WITHOUT HEALTH INSURANCE (2021)

15.4%

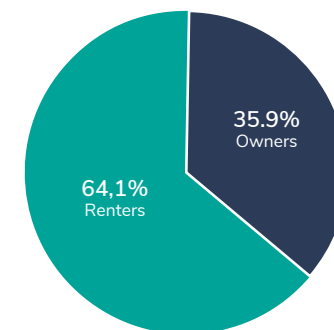
WORKERS (AGE 16+) USING CARPOOL OR PUBLIC TRANSIT (2021)

10.3%

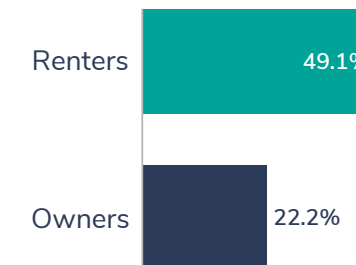
HOUSEHOLDS WITH BROADBAND CONNECTIONS (2021)

90.6%

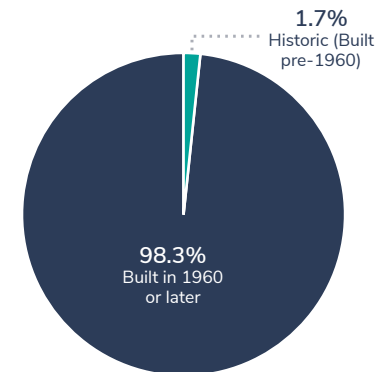
OCCUPIED UNITS BY STATUS (2021)



HOUSING COST BURDENED (2021)



AGE OF HOMES (2021)



MUNICIPAL ELECTION TURNOUT (2021)

19.8%

MIDTERM ELECTION TURNOUT (2022)

47.4%

REGISTERED VOTERS (2022)

106,420

EDUCATIONAL ATTAINMENT (AGE 25+) (2021)

