

City Council District 7

City Council District 7

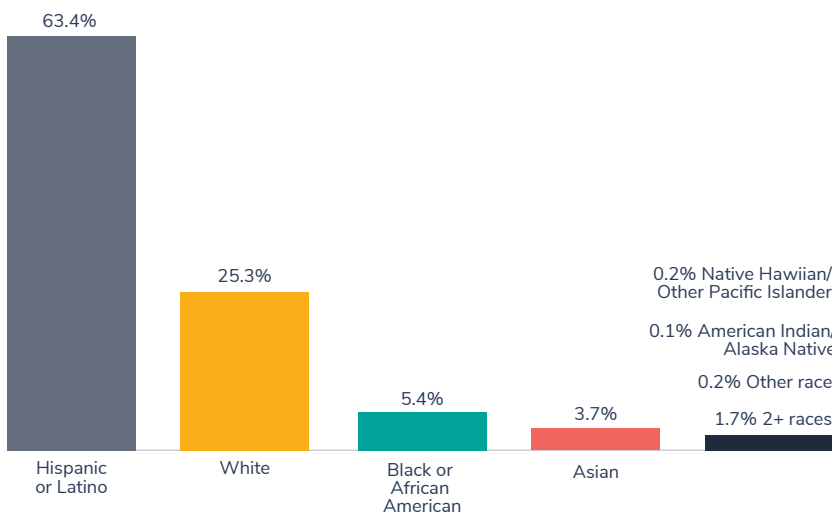
POPULATION (2021) **152,551**

POPULATION WITH A DISABILITY (2021) **14.7%**

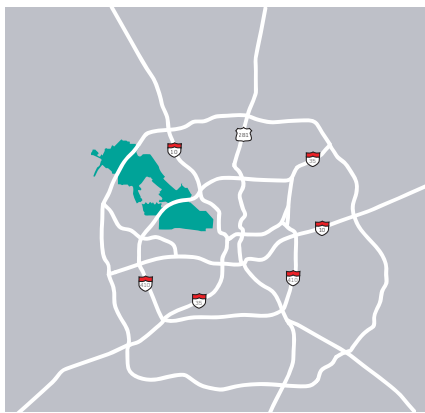
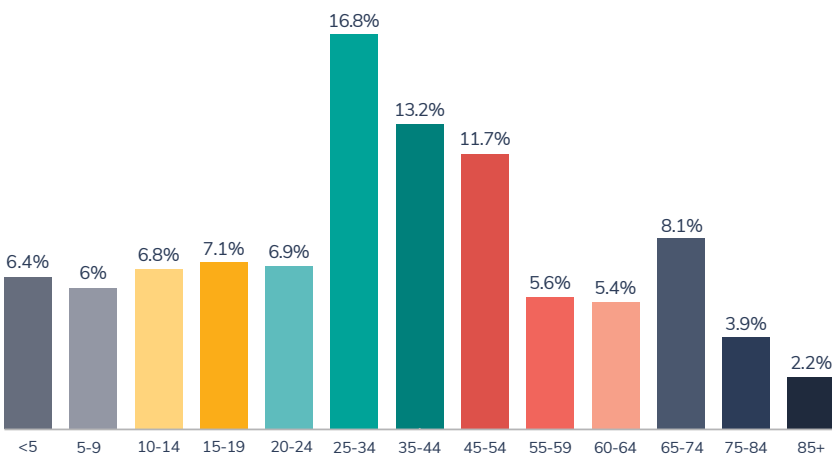
HOUSEHOLDS WITH 1 OR MORE UNDER AGE 18 (2021) **31.8%**

HOUSEHOLDS WITH 1 OR MORE OVER AGE 65 (2021) **27%**

BY RACE/ETHNICITY (2021)



BY AGE GROUP (2021)



30.4 SQUARE MILES

- Community Centers**
Garza Community Center
Ward Community Center
- Senior Centers**
Doris Griffin Senior One Stop Center
- 2 Libraries**
- Transit Centers**
South Texas Medical Center Transit Center
- Colleges & Universities**
St. Mary's University
- Landmarks**
Woodlawn Lake
- 26 City Parks**
- 120 SA2020 Nonprofit Partners** serving district constituents
SA2020.org/partners

PER CAPITA INCOME (2021) **\$29,146**

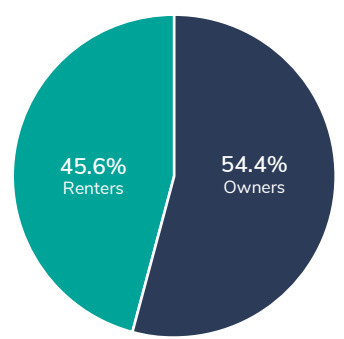
POPULATION LIVING IN POVERTY (2021) **15.3%**

POPULATION AGE <18 LIVING IN POVERTY (2021) **19.5%**

EMPLOYED POPULATION (AGE 19-64) WITHOUT HEALTH INSURANCE (2021)

17.2%

OCCUPIED UNITS BY STATUS (2021)



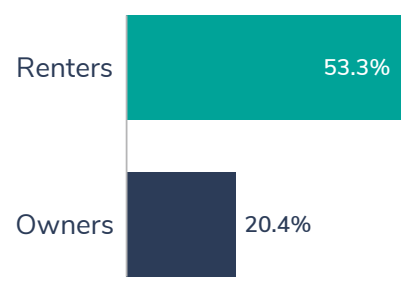
MUNICIPAL ELECTION TURNOUT (2021)

21.2%

WORKERS (AGE 16+) USING CARPOOL OR PUBLIC TRANSIT (2021)

11.5%

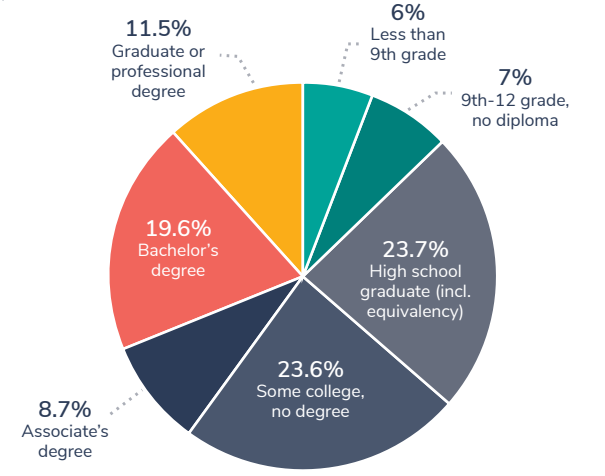
HOUSING COST BURDENED (2021)



MIDTERM ELECTION TURNOUT (2022)

45.5%

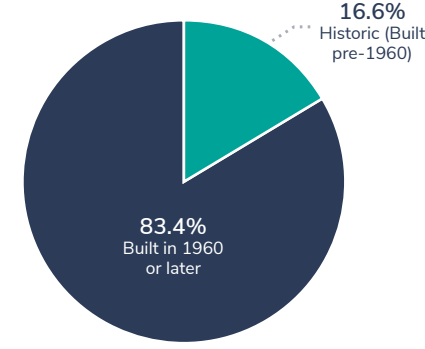
EDUCATIONAL ATTAINMENT (AGE 25+) (2021)



HOUSEHOLDS WITH BROADBAND CONNECTIONS (2021)

86%

AGE OF HOMES (2021)



REGISTERED VOTERS (2022)

86,723