

# City Council District 6

# City Council District 6

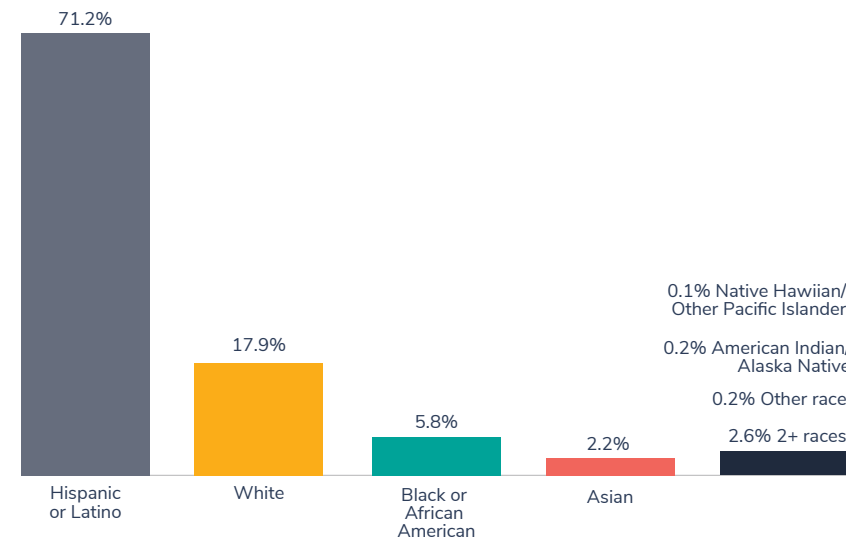
POPULATION (2021) **160,305**

POPULATION WITH A DISABILITY (2021) **12.4%**

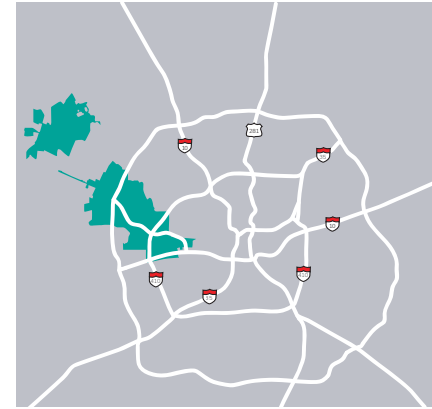
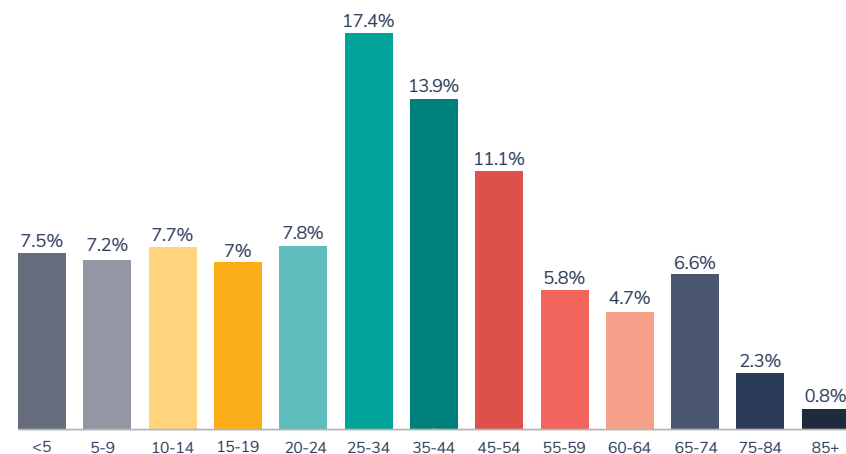
HOUSEHOLDS WITH 1 OR MORE UNDER AGE 18 (2021) **39.3%**

HOUSEHOLDS WITH 1 OR MORE OVER AGE 65 (2021) **21.2%**

BY RACE/ETHNICITY (2021)



BY AGE GROUP (2021)



**55.2** SQUARE MILES

## Community Centers

Cuellar Community Center

## Senior Centers

Alicia Treviño López Senior Center

## 3 Libraries

## Transit Centers

Ingram Transit Center  
Kel-Lac Transit Center

## Colleges & Universities

Northwest Vista College  
Hallmark University

## Landmarks

Culebra Park Greenway  
BCFS Health and Human Services-San Antonio South Texas Centre  
Nelson W. Wolff Municipal Stadium

## 24 City Parks

**117** SA2020 Nonprofit Partners serving district constituents  
[SA2020.org/partners](https://sa2020.org/partners)

PER CAPITA INCOME (2021) **\$27,666**

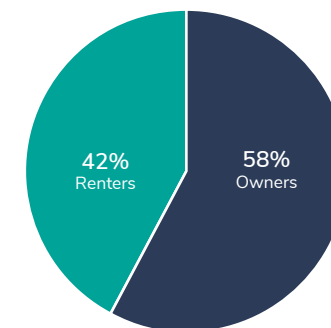
POPULATION LIVING IN POVERTY (2021) **11.8%**

POPULATION AGE <18 LIVING IN POVERTY (2021) **17.5%**

EMPLOYED POPULATION (AGE 19-64) WITHOUT HEALTH INSURANCE (2021)

**16.8%**

OCCUPIED UNITS BY STATUS (2021)



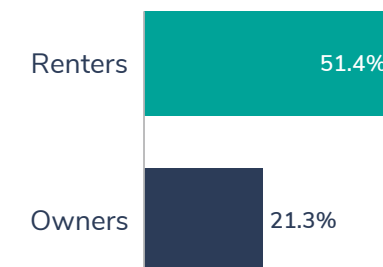
MUNICIPAL ELECTION TURNOUT (2021)

**16.1%**

WORKERS (AGE 16+) USING CARPOOL OR PUBLIC TRANSIT (2021)

**13.2%**

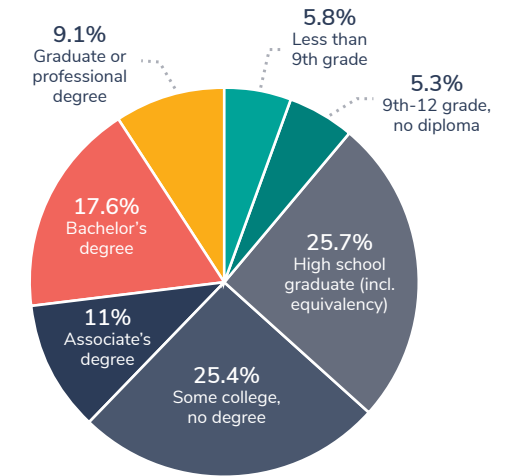
HOUSING COST BURDENED (2021)



MIDTERM ELECTION TURNOUT (2022)

**40.8%**

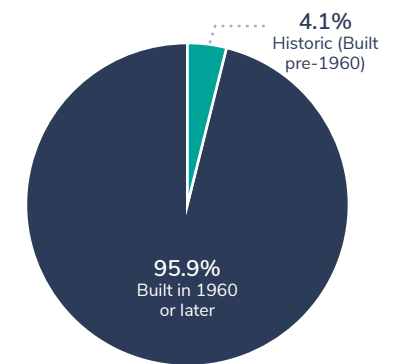
EDUCATIONAL ATTAINMENT (AGE 25+) (2021)



HOUSEHOLDS WITH BROADBAND CONNECTIONS (2021)

**90%**

AGE OF HOMES (2021)



REGISTERED VOTERS (2022)

**87,376**