

# City Council District 10

# City Council District 10

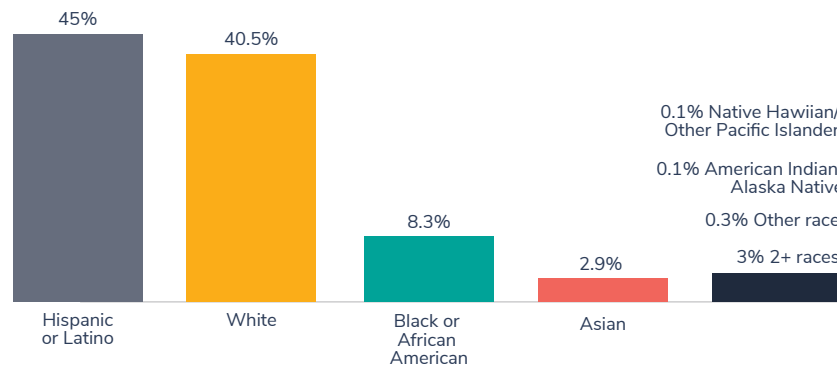
POPULATION (2021) **147,955**

POPULATION WITH A DISABILITY (2021) **13.1%**

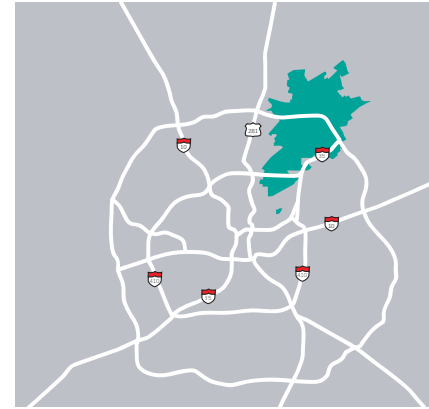
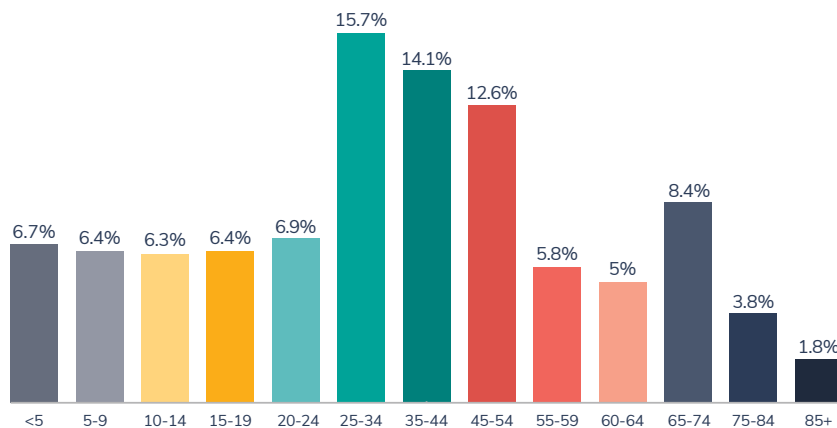
HOUSEHOLDS WITH 1 OR MORE UNDER AGE 18 (2021) **31.8%**

HOUSEHOLDS WITH 1 OR MORE OVER AGE 65 (2021) **25.6%**

BY RACE/ETHNICITY (2021)



BY AGE GROUP (2021)



**50.2** SQUARE MILES

**Community Centers**  
Hamilton Community Center

**Senior Centers**  
Northeast Senior Center

**3 Libraries**

**Landmarks**  
Morgan's Wonderland  
Toyota Field  
Comanche Lookout

**28 City Parks**

**120 SA2020 Nonprofit Partners** serving district constituents  
[SA2020.org/partners](https://SA2020.org/partners)

PER CAPITA INCOME (2021) **\$34,113**

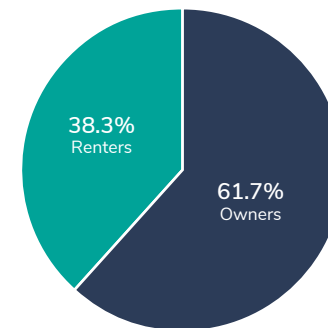
POPULATION LIVING IN POVERTY (2021) **10.2%**

POPULATION AGE <18 LIVING IN POVERTY (2021) **15%**

EMPLOYED POPULATION (AGE 19-64) WITHOUT HEALTH INSURANCE (2021)

**15.2%**

UNITS OCCUPIED BY RENTERS OR OWNERS (2021)



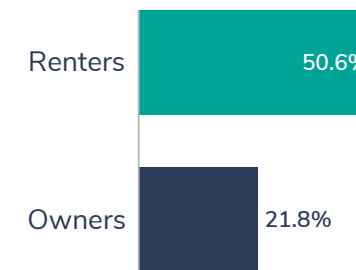
MUNICIPAL ELECTION TURNOUT (2021)

**23.5%**

WORKERS (AGE 16+) USING CARPOOL OR PUBLIC TRANSIT (2021)

**11.1%**

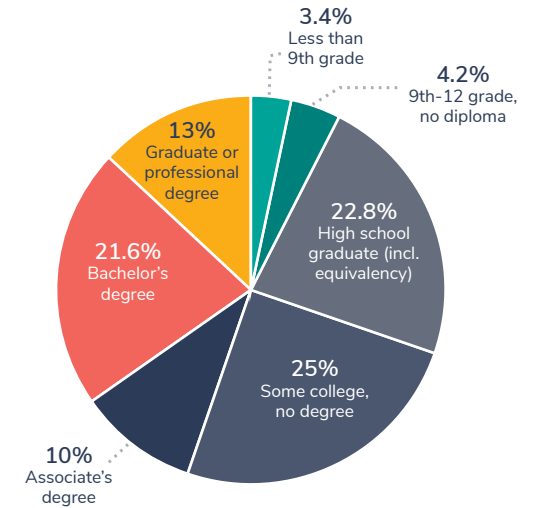
HOUSING COST BURDENED (2021)



MIDTERM ELECTION TURNOUT (2022)

**49.9%**

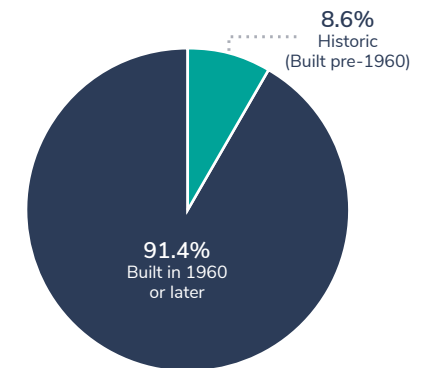
EDUCATIONAL ATTAINMENT (AGE 25+) (2021)



HOUSEHOLDS WITH BROADBAND CONNECTIONS (2021)

**88.7%**

AGE OF HOMES (2021)



REGISTERED VOTERS (2022)

**99,545**