

# City of San Antonio

# City of San Antonio

POPULATION (2021) **1,434,540**

POPULATION GROWTH (2016-2021) **-0.3%**

POPULATION WITH A DISABILITY (2021) **15%**

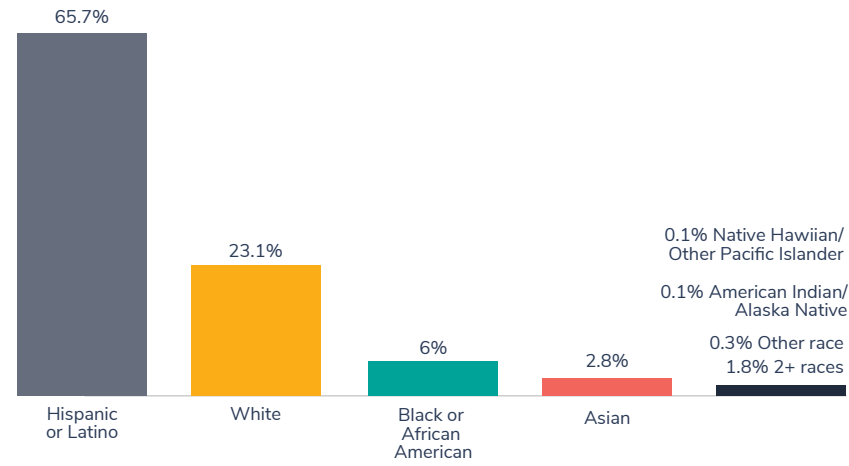
HOUSEHOLDS WITH 1 OR MORE UNDER AGE 18 (2021) **32.9%**

HOUSEHOLDS WITH 1 OR MORE OVER AGE 65 (2021) **24.8%**

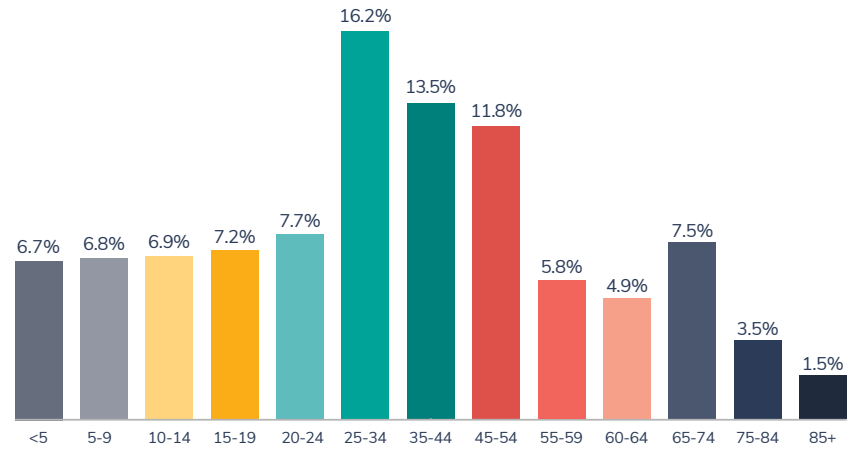


**481.9** SQUARE MILES

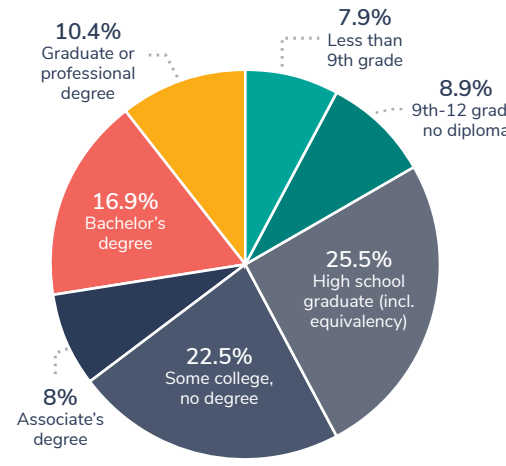
BY RACE/ETHNICITY (2021)



BY AGE GROUP (2021)



EDUCATIONAL ATTAINMENT AGE 25+ (2021)

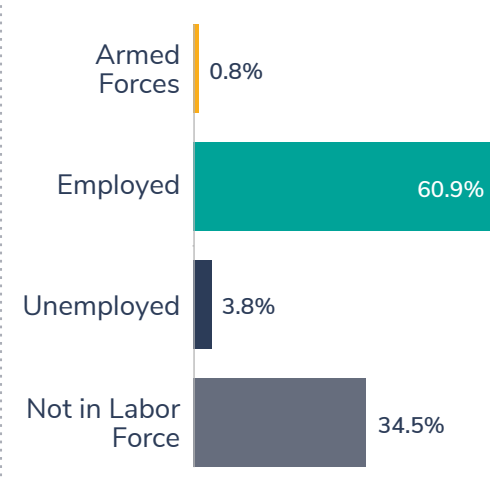


PER CAPITA INCOME (2021) **\$28,579**

POPULATION LIVING IN POVERTY (2021) **17.6%**

POPULATION AGE <18 LIVING IN POVERTY (2021) **25.8%**

EMPLOYMENT STATUS (2021)



EMPLOYED POPULATION (AGE 19-64) WITHOUT HEALTH INSURANCE (2021) **21.1%**

WORKERS (AGE 16+) USING CARPOOL OR PUBLIC TRANSIT (2021) **13.9%**

HOUSEHOLDS WITH COMPUTER AND BROADBAND (2021) **84.8%**

**24** Community Centers

**15** Senior Centers

**30** Libraries

**7** Transit Centers

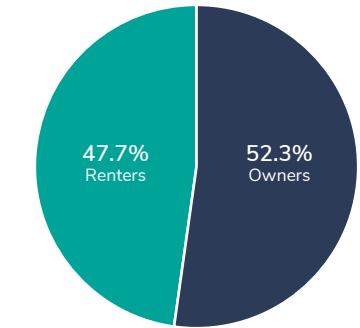
**4** Park & Rides

**19** Colleges & Universities

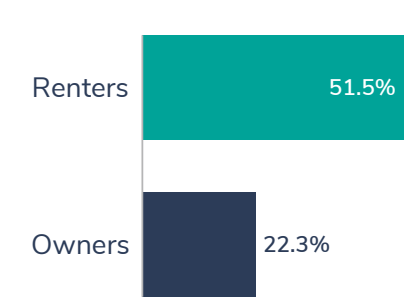
**342** City Parks

**136** SA2020 Nonprofit Partners serving City residents  
[SA2020.org/partners](https://SA2020.org/partners)

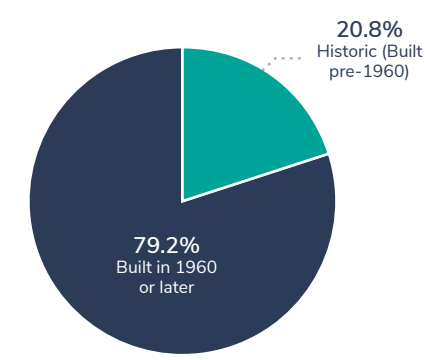
OCCUPIED UNITS BY STATUS (2021)



HOUSING COST BURDENED (2021)



AGE OF HOMES (2021)



MUNICIPAL ELECTION TURNOUT (2021) **17.6%**

MIDTERM ELECTION TURNOUT (2022) **42.6%**

REGISTERED VOTERS (2022) **848,216**