



2019
NONPROFIT PARTNER
IMPACT REPORT

SA2020[®]



ABOUT SA2020

In late 2010, nearly 6,000 San Antonians created a shared vision for the community with identified goals through the year 2020. In order to guide the decade-long strategic vision into action, SA2020, an independent, nonprofit organization, was formed in 2012.

SA2020 drives progress toward San Antonio's Community Vision by:

1. Reporting on San Antonio's progress by tracking and analyzing 62 prioritized community indicators, disaggregated by race, gender, and place, in order to tell a more complete story of San Antonio's progress and identify opportunities for targeted programs, policies, or interventions.
2. Engaging and activating the community at large to lead change through storytelling, data visualization, resource sharing, and public events.
3. Aligning multi-sector organizations toward the shared vision through customized trainings and support and facilitated collaborations around complex community challenges.

In the year 2020, SA2020 will lead a community engagement process to reaffirm and strengthen San Antonio's Community Vision for the next decade. For more information, visit SA2020.org.

TABLE OF CONTENTS

EXECUTIVE SUMMARY	1
IMPACT ON COMMUNITY RESULTS	3
SERVICE AREAS	3
THE PEOPLE POWERING NONPROFIT ORGANIZATIONS	5
VOLUNTEERS	5
INTERNS	5
EXECUTIVE DIRECTORS & CEOS	6
BOARDS OF DIRECTORS	9
SIZE OF ORGANIZATIONS	10
TRACKING PARTICIPATION & MEASURING IMPACT	12
COLLABORATION	13
FUNDING	15
CALL TO ACTION	17
SA2020 PARTNER PRINCIPLES & LIST OF NONPROFIT PARTNERS	19



EXECUTIVE SUMMARY

In 2010, nearly 6,000 San Antonians came together to envision the future of the city. In the nine years since, we have seen progress led by big, bold efforts—collaborative, targeted interventions and millions of dollars in public and private investment. This success would not be possible without the intentional coordination of multiple organizations across sectors, including nonprofits. This report celebrates the impact SA2020 Nonprofit Partners have on San Antonio’s Community Vision.

In order to drive progress, SA2020 partners with more than 160 multi-sector organizations that have formally aligned their outcomes to Community Results. In addition to nonprofits, this includes corporations, foundations/funders, government and public institutions, education institutions, and member/trade organizations. The survey that informs this report is an important component of SA2020’s partnerships with nonprofit organizations. Nonprofit Partners who don’t fulfill this requirement are deactivated until they can complete it. In 2019, 12 organizations were unable to complete the requirement. This report shows the impact of 144 nonprofit organizations that reported data for their most recently completed fiscal year, spanning January 2018 – September 2019. All 144 Nonprofit Partners are listed at the back of this report and can also be found online at [SA2020.org/partners](https://sa2020.org/partners).

In 2019, 144 Nonprofit Partners employed 11,276 people and brought in \$1.2 billion in revenue, moving the needle on every Community Result and improving outcomes for people in every City Council District in San Antonio. Based on IRS data from 2017, 144 Nonprofit Partners make up just under 3% of the total number of nonprofit organizations in Bexar County. The employee size of the nonprofit sector is comparable to San Antonio’s target industries.

The San Antonio Economic Development Foundation (SAEDF) defines “targeted sector” as “any type of business activity that is strategically pursued by an economic development organization and its partners for quality growth and development.” Targets include “those segments of an economy where competitive advantages exist, prospects for future growth are greatest, and return on investment is likely highest.” Currently, SAEDF pursues the following sectors: Aerospace/Aviation, Financial Services, Information Technology (IT)/Cybersecurity, Life Sciences/Healthcare, Advanced Manufacturing, New Energy, and Military/Defense. With 123,152 employees in 2018, Healthcare & Biosciences leads the target industries, followed by IT with 16,803 employees, and Advanced Manufacturing with 11,521 employees.

By sharing the combined impact of Nonprofit Partners, this report puts into perspective the critical need for nonprofits to achieve San Antonio’s Community Vision, as well as the shared responsibility that exists across sectors and in the community at large to ensure their success. By coordinating the work of our Partners and tracking progress towards shared goals, SA2020 is uniquely positioned to see the current landscape of work and identify what interrelated actions sustained over time could achieve Community Results.

For example, SA2020’s 144 Nonprofit Partners hosted 1,920 interns—including middle school, high school, and college students—of which 73% were unpaid. In a city struggling with college enrollment and completion, paid internships are an opportunity to ensure students have the resources necessary to achieve college certificates and degrees. This highlights an opportunity for multi-sector organizations, including government and corporations, to support paid internships. Doing so would increase the capacity of nonprofit organizations, support workforce development, and nurture community leaders.

The call to action at the end of this report offers ways in which readers who work in multi-sector organizations, funders and foundations, journalists and members of the media, elected officials and policymakers, and any one San Antonian can support the impact of nonprofits.

Become a Partner and intentionally align your work to San Antonio’s Community Vision at [SA2020.org/become-an-sa2020-partner](https://sa2020.org/become-an-sa2020-partner).

Due to rounding, some percentages that appear in the figures throughout this report may not precisely reflect the absolute numbers or add to 100%.

PLEASE PLACE A STICKER
ON THE CITY COUNCIL
DISTRICT IN WHICH
YOU LIVE.

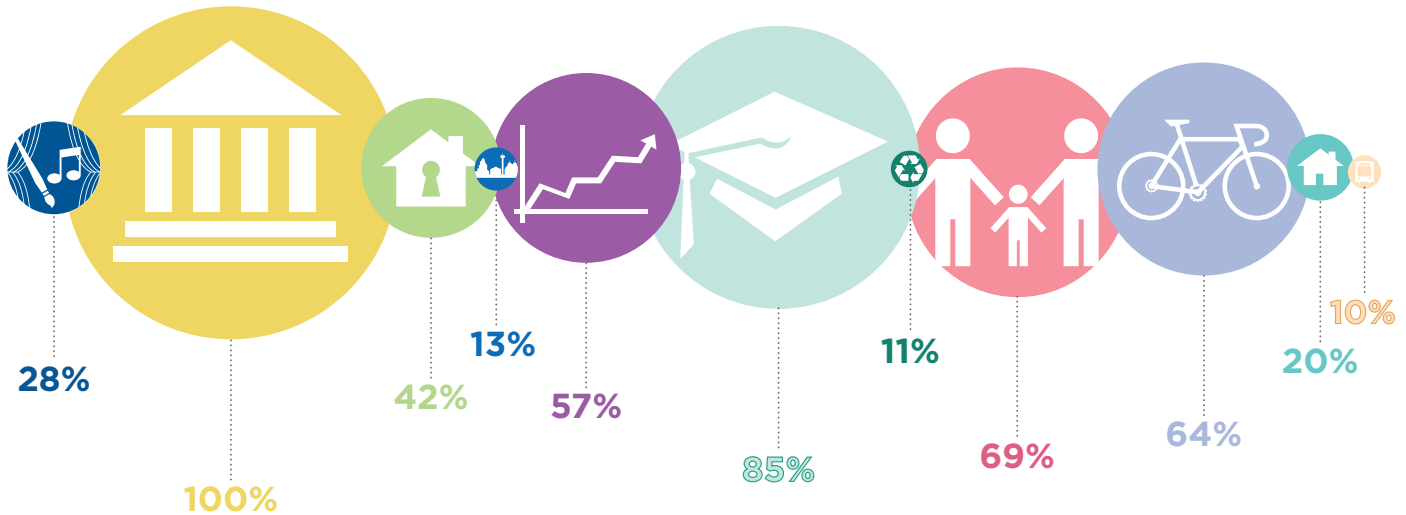


THANK YOU
COMMUNITY

IMPACT ON COMMUNITY RESULTS

By working with volunteers and funders, every Nonprofit Partner moves the needle on Civic Engagement. While Nonprofit Partners touch all eleven Community Results, the majority—85%—move the needle on Education. Family Well-Being is impacted by 69% of Nonprofit Partners, while 64% move the needle on Health & Fitness.

SA2020® PARTNERS MOVE THE NEEDLE ON...



All SA2020 Nonprofit Partners impact two or more Community Results. Fifty percent of Nonprofit Partners impact four or five, while 21% impact six. Progress toward San Antonio's Community Vision requires the understanding that results are interrelated. Safe, affordable, and reliable means of transportation, for example, helps ensure San Antonians get to school and work. This understanding is especially true for addressing San Antonio's most persistent and complex community challenges: early childhood outcomes, college readiness and workforce development, family violence, cost of living and quality of life, and mobility.

SERVICE AREAS

Nonprofit Partners serve people in every neighborhood across San Antonio, with 83% serving all ten City Council districts.

While the Community Vision sets a shared agenda for the future of San Antonio, we also know 47% of Nonprofit Partners have a regional reach, while 10% provide services statewide, 5% reach people nationally, and 7% influence outcomes internationally. This network is an opportunity to celebrate San Antonio's progress globally and share how an entire community is working toward shared goals. In fact, San Antonio is the only large city in the country that has a community vision written by the people who call the city home, a separate nonprofit holding the community accountable to that vision (that's SA2020!), and more than 160 multi-sector organizations aligning their work to move the needle on the shared Community Results.

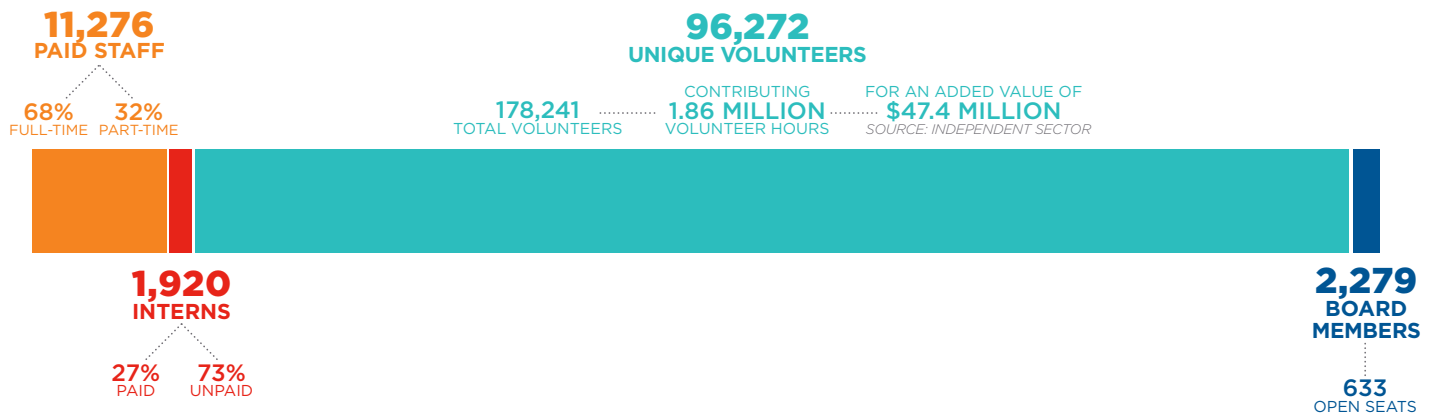
SERVICE AREA



83% SERVE ALL 10 CITY COUNCIL DISTRICTS

THE PEOPLE POWERING NONPROFIT ORGANIZATIONS

From volunteers to interns, full-time and part-time employees, and Boards of Directors, Nonprofit Partners represent the combined efforts of 111,747 people.



In 2010, San Antonians envisioned a city that is economically competitive, “recognized as a leader in business that prospers through innovation in 21st century industries.” SA2020 tracks progress toward the shared vision for Economic Competitiveness, in part, by measuring employment in target industries— Information Technology/Information Science (IT/IS), Advanced Manufacturing, and Healthcare and Biosciences. The San Antonio Economic Development Foundation’s 2018 Target Sector Strategy defines “targeted sector” as “any type of business activity that is strategically pursued by an economic development organization and its partners for quality growth and development.” Moreover, “targets are often those segments of an economy where competitive advantages exist, prospects for future growth are greatest, and return on investment is likely highest.”¹

With 123,152 employees in 2018, Healthcare & Biosciences leads the target industries, followed by IT/IS with 16,803 employees, and Advanced Manufacturing with 11,521 employees.² By employing 11,276 people, SA2020 Nonprofit Partners are comparable in size to target industries. At the same time, these 144 Nonprofit Partners make up just under 3% of the total number of nonprofit organizations in Bexar County. The employee size of the nonprofit sector is potentially comparable to the largest target industry— Healthcare and Biosciences.

VOLUNTEERS

In 2010, San Antonians identified increasing the city’s volunteer rate to 28.4% as a measure of progress under Civic Engagement. According to the Corporation for National and Community Service, San Antonio ranks 30th out of 51 large cities in the United States. While the city’s volunteer rate remains flat/getting worse, 178,241 volunteers served upwards of 1.86 million hours among SA2020 Nonprofit Partners. The Independent Sector estimates the national average hourly rate in 2018 of volunteer at \$25.43 per hour.³ In Texas, that number is \$25.10 per hour, a 1.7% increase over 2017. Nonprofit Partners, then, produced an added value of over \$46 million to the nonprofit sector and, therefore, San Antonio’s economy.

INTERNS

SA2020’s 144 Nonprofit Partners hosted 1,920 interns, including middle school, high school, and college students. A total of 73% of these interns were unpaid.

¹ Target Industry Growth for Economic Competitiveness in San Antonio’s Community Vision, report.sa2020.org/economic-competitiveness/.

² SA2020 Community Impact Report (2019), sa2020.org/reports/.

³ *The Value of Volunteer Time: State and Historical Data* (2018). Independent Sector. independentsector.org/resource/vovt_details/.

San Antonio has continuously identified education as the top priority for the city's future. While the community surpassed the 2020 goal for increasing the high school graduation rate in 2012, San Antonio is falling short of meeting the shared goals for college enrollment and college completion. In a city struggling with access to higher education, paid internships are an opportunity to ensure students have the resources necessary to achieve college certificates and degrees.

With 60% of jobs now requiring a degree beyond high school,⁴ investing in students through paid internships has the potential to shift workforce development and have an impact in Economic Competitiveness and Family Well-Being for the entire community. In fact, just a 1% increase in college attainment—approximately 14,000 bachelor's degrees or higher—would increase the total income in the San Antonio metro region by \$1.4 billion, or an additional \$974.14 per person.⁵

At the same time, according to the 2018 National Finance Fund's State of the Nonprofit Sector Survey, nonprofit organizations struggle with offering competitive pay and 62% identify financial sustainability as a challenge.⁶ Yet, demand for services provided by the nonprofit sector continue to increase and so, too, will the need for additional staff. Restrictive funding, or limiting the use of grants on "indirect costs," coupled with misperceptions of "overhead" costs aid in these financial challenges. While the sector must become competitive in its pay to full-time staff, student interns provide nonprofit organizations greater capacity. Internships also provide the opportunity for nonprofits to nurture the next generation of community leaders. Support for paid internships can be found, in part, in multi-sector partnerships.

In 2016, Family Service, SA Works, and the City of San Antonio's Ambassador Program worked together to create a Summer Internship Collaboration, working with multi-sector employers, including government, corporations, and nonprofits, to host paid internships. In 2019, the collaboration coordinated over 1,000 summer internships for middle school, high school, and college students. Of the 102 Nonprofit Partners with interns in this report, 29% participated in the Summer Internship Collaboration. Furthermore, in partnership with Family Services, SA Works, and Student Leaders at Communities in School, Bank of America funded 29 paid internships at 18 local, nonprofit organizations. Of the 18 nonprofit organizations supported by Bank of America, 67% are SA2020 Nonprofit Partners.

EXECUTIVE DIRECTORS AND CEOS

In 2010, San Antonians envisioned a city that "cultivates inspired and effective leaders in selfless service to the community." In order to reach this vision for Civic Engagement, the community established a goal for the City's boards and elected officials to more closely reflect the diversity of San Antonio's population. The creation of this shared goal signals the importance, to San Antonians and to the Community Vision, of representation—when leadership reflects the population by race, gender, age, and geography. Research shows that representation supports increased civic engagement and the likelihood that policies and programs will adequately meet the needs of people served.

Given the role of representation in reaching San Antonio's Community Vision, SA2020 asked Nonprofit Partners to share the demographics of their Executive Directors (EDs) and CEOs, specifically their race, gender, age, and the City Council District in which they reside. Thirty-eight percent of SA2020 Nonprofit Partner EDs and CEOs are people of color, 26% of whom identify as Latino/a or Latinx. Sixty-eight percent of EDs and CEOs are women: 43% white women and 25% women of color. According to the 2018 National Finance Fund's State of the Nonprofit Sector Survey, 17% of EDs and CEOs nationwide are people of color.

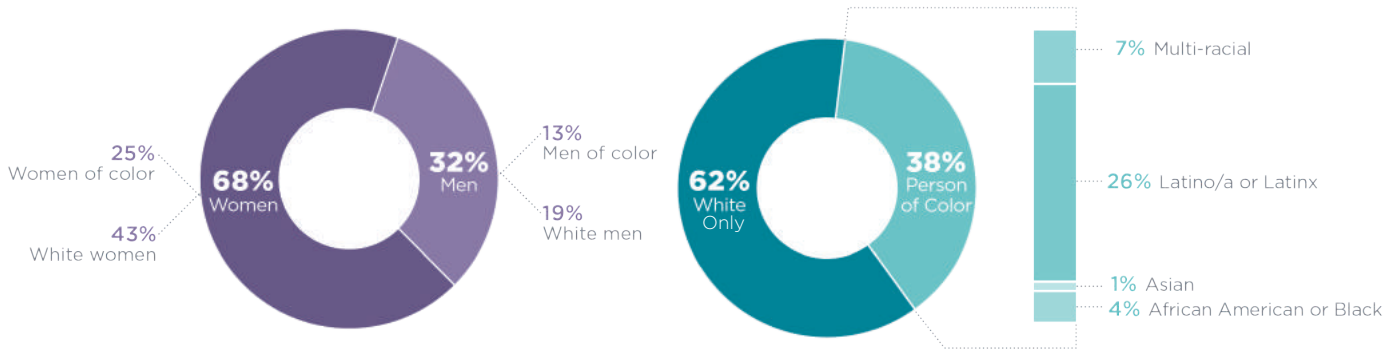
⁴ *Recovery: Job Growth and Education Requirements Through 2020* (2014). Center on Education and the Workforce, Georgetown University.

cew.georgetown.edu/cew-reports/recovery-job-growth-and-education-requirements-through-2020/.

⁵ *SA2020 San Antonio City Dividends* (2014). CEOs for Cities. sa2020.org/reports.

⁶ *State of the Nonprofit Sector Survey* (2018). National Finance Fund. nff.org/learn/survey.

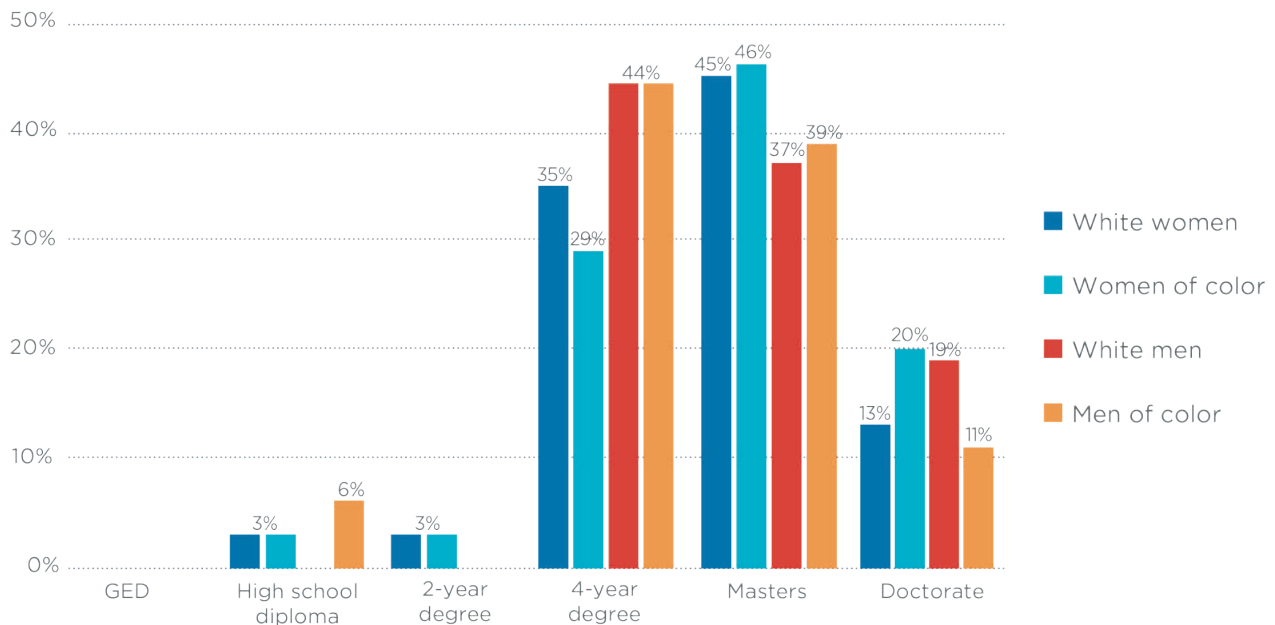
Executive Directors & CEOs by Race/Ethnicity & Gender 2019



According to the Building Movement Project's 2018 Report, *Race to Lead: Confronting the Nonprofit Racial Leadership Gap*, there are more similarities than differences in the educational backgrounds and years of experience between white people and people of color in the nonprofit sector.⁷ Further still, people of color aspire to nonprofit leadership at higher rates than their white colleagues. Nonprofit employees across race identified the lack of people of color in leadership positions as a structural problem for the entire sector. Addressing this challenge requires educating executive recruiters and Boards of Directors on eliminating barriers to advancing equity and reducing implicit bias.

Among SA2020 Nonprofit Partners, men of color and white men in these positions have higher percentages of bachelor's degrees. Women, on the other hand, have higher percentages of master's and doctorate degrees. Women of color, in particular, have higher percentages of master's and doctorates than their counterparts.

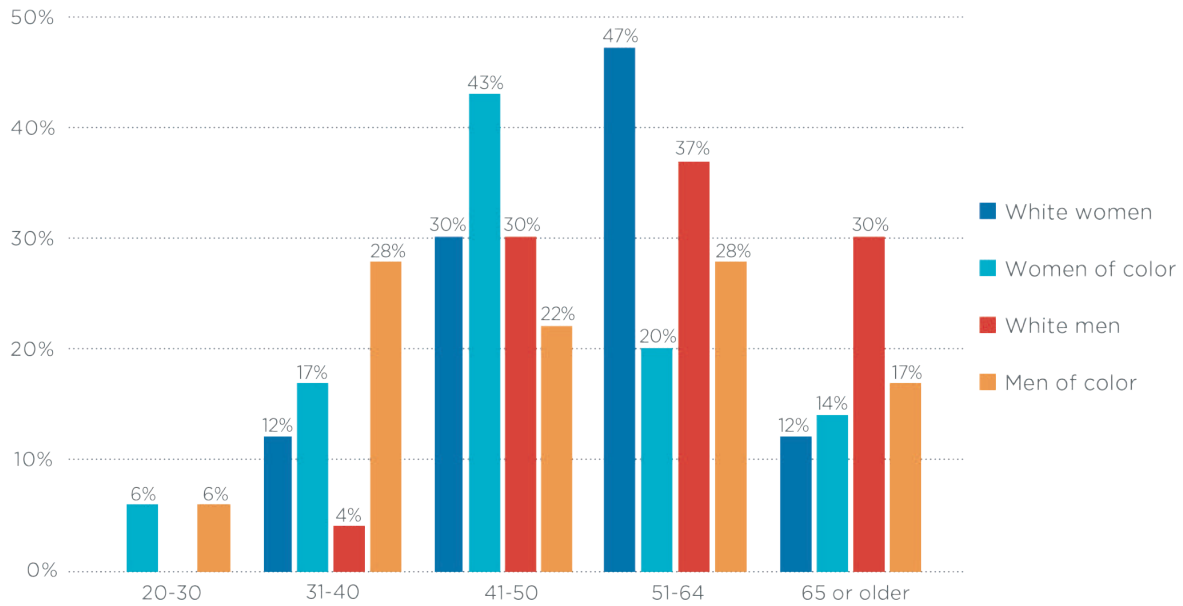
Education Attainment of Executive Directors & CEOs by Race/Ethnicity & Gender 2019



⁷ *Race to Lead: Confronting the Nonprofit Racial Leadership Gap* (2018). Building Movement Project. racetolead.org/race-to-lead/.

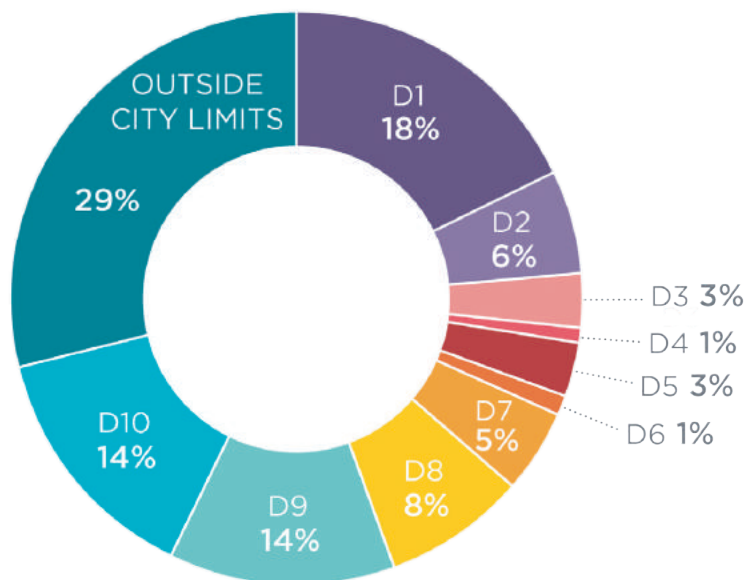
EDs and CEOs range in ages with the majority of them over the age of 40. Forty-three percent of women of color are between the ages of 41 and 50, and 47% of white women are 51-64 years old.

Executive Directors & CEOs by Race/Ethnicity, Gender, & Age
2019



Twenty-nine percent of EDs and CEOs live outside of the San Antonio City Limits, followed by 18% in District 1, 14% in District 9, and 14% in District 10.

Executive Directors & CEOs by San Antonio City Council District of Residence
2019



BOARDS OF DIRECTORS

Nonprofit Board service is an opportunity for the community to continue realizing San Antonio’s shared vision for Civic Engagement and help eliminate barriers to advancing equity in nonprofit strategy, resource development, and oversight and governance.

The size of organizations’ Boards vary based on their mission and scope of work. Nonprofit Partners’ Board sizes range from 4 to 128. There are currently 2,279 people serving on Nonprofit Partner boards with another 633 Board seats open. The total number of open seats per Nonprofit Partner ranges from zero to 66.

In 2019, SA2020 launched The Board Game, a leadership development and matching program for nonprofit board service, in response to the nearly 400 Board openings reported in the 2018 Nonprofit Partner Impact Report. Based on the specific needs of the 47 participating Nonprofit Partners, SA2020 recruited people of color (especially women and gender non-conforming people of color), people who live in City Council Districts 2-7, and people under the age of 40. Participating Nonprofit Partners also reported an increased need for people with expertise in fundraising, marketing and public relations/communications, technology, advancing equity, and strategic planning.

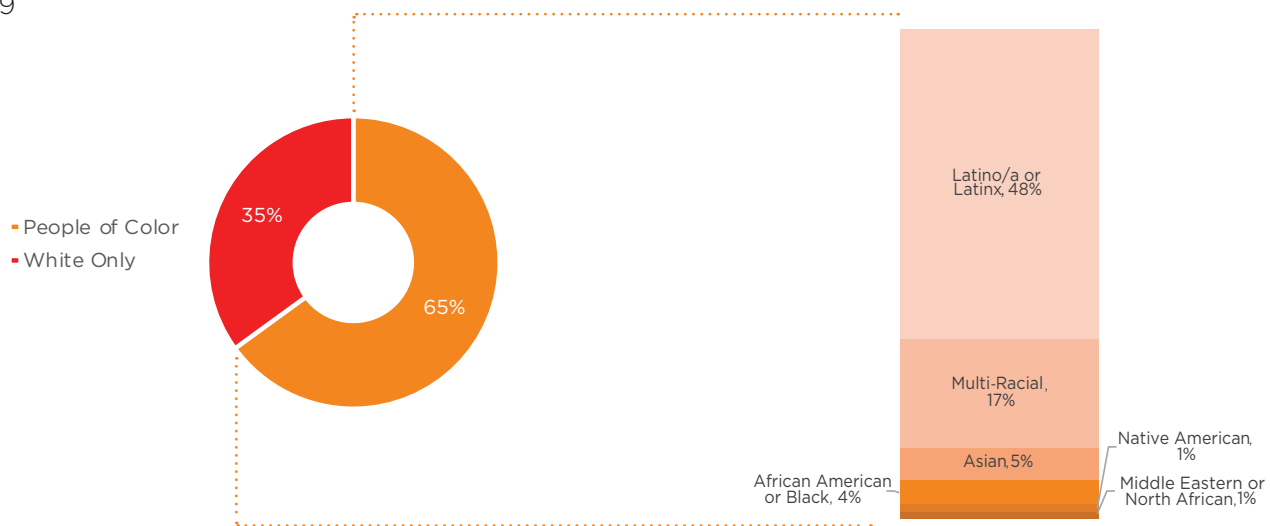
SA2020 trained 132 people: 65% are people of color and more specifically, 45% are women of color; 76% are 40 years old or younger; and 34% reside in City Council Districts 2-7. Eighty-six percent of participants were matched to two or more Nonprofit Partners. SA2020 is committed to matching the other 14% of participants to a Nonprofit Partner within the next year.

Ninety-seven percent of participants agreed that the training gave them a better understanding of the significance of nonprofits to reaching San Antonio’s Community Vision. Ninety-six percent agreed that the training gave them a better understanding of opportunities to advance equity through nonprofit board service.

For more information about participating in The Board Game, as an individual or Nonprofit Partner visit SA2020.org/board-game.

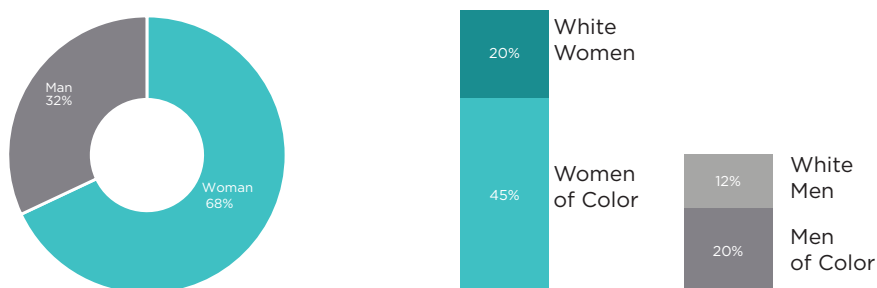
The Board Game Participants by Race/Ethnicity

2019

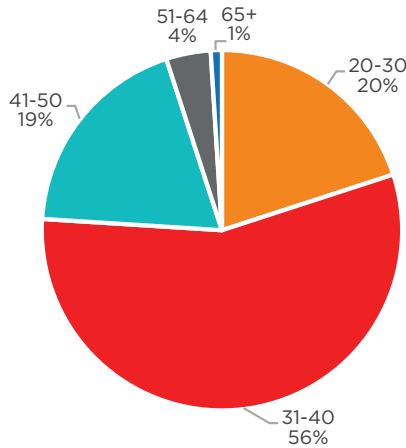


The Board Game Participants by Race/Ethnicity & Gender

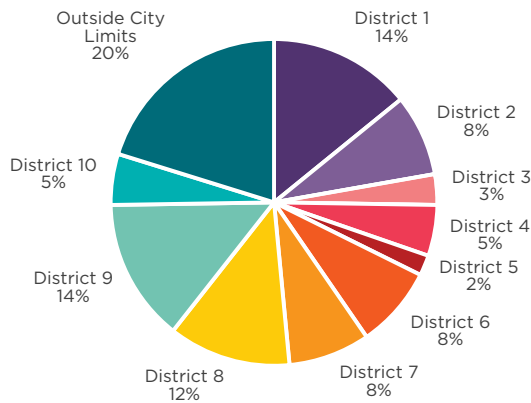
2019



The Board Game Participants by Age
2019



The Board Game Participants by San Antonio City Council District of Residence
2019



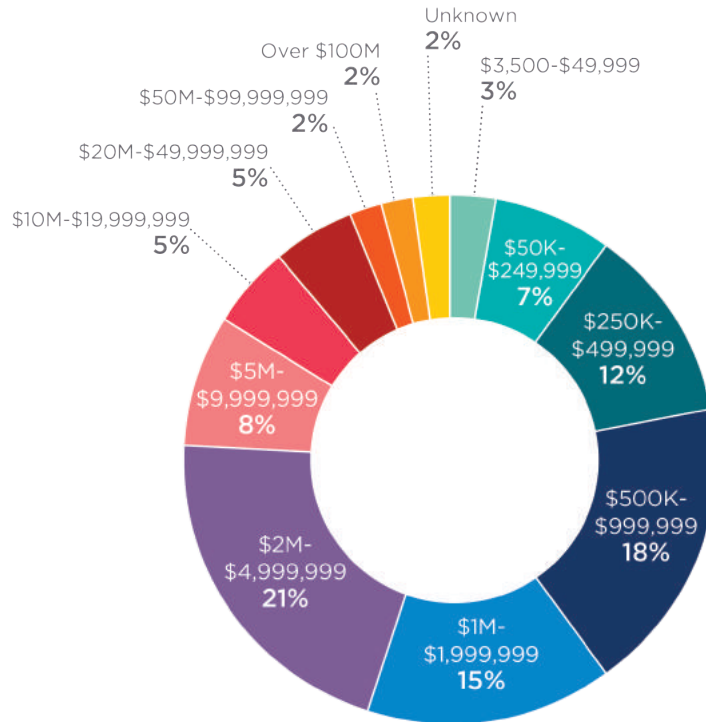
SIZE OF ORGANIZATIONS

Of the 144 Nonprofit Partners represented in this report, 80% (115) also participated in SA2020's 2018 Nonprofit Partner Impact Report released in January of 2019. SA2020 welcomed 29 new Nonprofit Partners during 2010, ten of which have a budget size over \$1 million, four between \$1 million and \$2 million, three between \$2 million and \$5 million, and three over \$100 million. As a result of this partnership growth, the combined economic impact of revenue increased from over \$820 million in 2018 to \$1.2 billion in 2019.



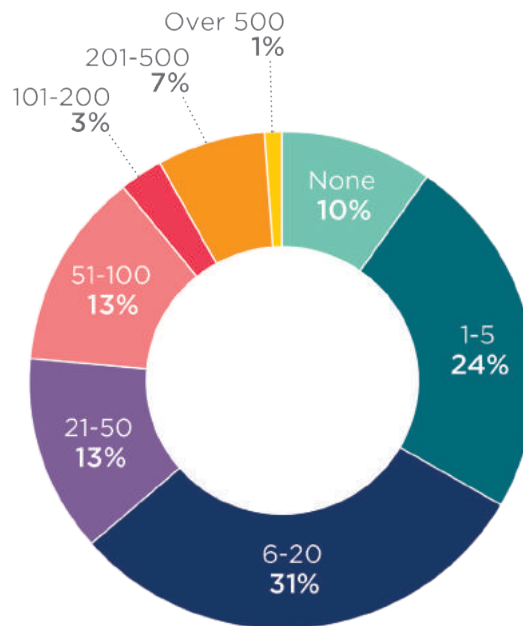
Twenty-one percent (30) of the 144 Nonprofit Partners represented in this report have a budget size between \$2 million and \$4.9 million, making this the category with the most nonprofits represented. Forty percent (58) of SA2020 Nonprofit Partners have budget sizes under \$1 million.

Organization Size by Budget
2019



Ten percent (14) of nonprofit organizations represented in this report are entirely volunteer-led with no employees on staff. Thirty-one percent (44) of the 144 organizations have between six and twenty employees, making this the category with the most nonprofits represented. The majority of SA2020 Nonprofit Partners—55% (79)—have between one and twenty employees.

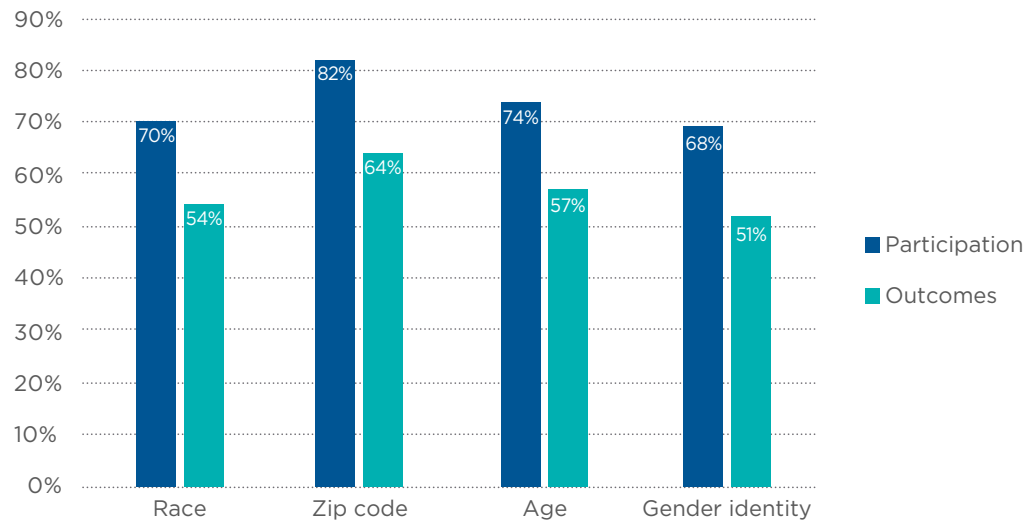
Organization Size by Staff
2019



TRACKING PARTICIPATION AND MEASURING IMPACT

SA2020 believes that organizations should track who they serve—by race, gender, age, and geography—and measure the impact of their programs and services on people’s lives. This is critical to ensuring programs, services, and resources meet the needs of the community. Nonprofit Partners are more likely to track program participation by demographics (92%)—who is participating in their programs—than measure outcomes by demographics (85%)—how various populations are faring in their programs. Outcomes refer to the specific shifts in learning, actions, and conditions that occur as a result of their work. In both tracking participation and measuring outcomes, Nonprofit Partners track zip codes and age at a higher rate than they track race.

Organizations Tracking Impact by Participation and Outcomes 2019



Over the last several years, SA2020 has further disaggregated Community Indicators in the Community Impact Reports by race, gender, age, and geography where available. The data show that racial disparities are deep and pervasive across the city. In other words, in every City Council District, race affects life outcomes. By tracking and measuring both race and zip code, organizations are able to ensure their programs are serving, impacting, and continually informed by the people who need their services the most. In this way, services created for specific populations offer the focus and specificity necessary for moving the needle incrementally on community-level indicators, while creating the organizational processes necessary to address inequities in all forms.



COLLABORATION

Achieving Community Results requires disrupting, dismantling, and recreating policies, processes, budgets, and programs across entire sectors. Understanding, then, that systems change relies on organizational change, SA2020 supports Partners in leading targeted interventions and driving outcomes that will ultimately move the needle on San Antonio's shared goals. When Partners share their impact, SA2020 is able to coordinate their efforts with not only other nonprofits, but government, funders, corporations, and education institutions, as well. This coordination is essential because Community Results cannot be achieved by one organization—or sector—working alone.

Nonprofit Partners share this principle, with 76% (110) participating in a formal collaboration, up from 55% (68) in 2018. According to the Nonprofit Finance Fund's State of the Sector Survey, 68% of nonprofits in the country are collaborating with other nonprofits.⁸



The four collaboratives with the largest Nonprofit Partner participation touch San Antonio's most pressing complex community challenges— early childhood outcomes, college readiness and workforce development, family violence, cost of living and quality of life, and mobility.⁹

Excel Beyond the Bell, hosted by UP Partnership, is a comprehensive, coordinated, citywide system of Out of School Time program providers that ensures young people reach their potential. Find out more at uppartnership.org/excel-beyond-the-bell-sa.

A coordination of organizations across Bexar County, ReadyKidSA, coordinated by United Way of San Antonio and Bexar County, promotes the social, emotional, physical, and cognitive development of children ages 0-8, and provides resources to parents and caregivers to fully support their families. More information and resources at readykidsa.com.

The Successfully Aging and Living in San Antonio (SALSA) initiative, hosted by the San Antonio Area Foundation, seeks to create a community where older adults are respected, thrive, and live connected lives. More information can be found at saafdn.org.

⁸ State of the Nonprofit Sector Survey (2018). National Finance Fund. nff.org/learn/survey.

⁹ SA2020's Community Impact Report (2019). SA2020.org/reports.

There are an estimated 30,000 people currently living with Autism Spectrum Disorder in San Antonio and a 237% projected annual increase in the number of children needing service. Autism Lifeline Links identifies barriers that individuals, families, and caregivers face in accessing critical resources and adequate care for their loved ones on the autism spectrum. Find out more information at autismlifelinelinks.org.

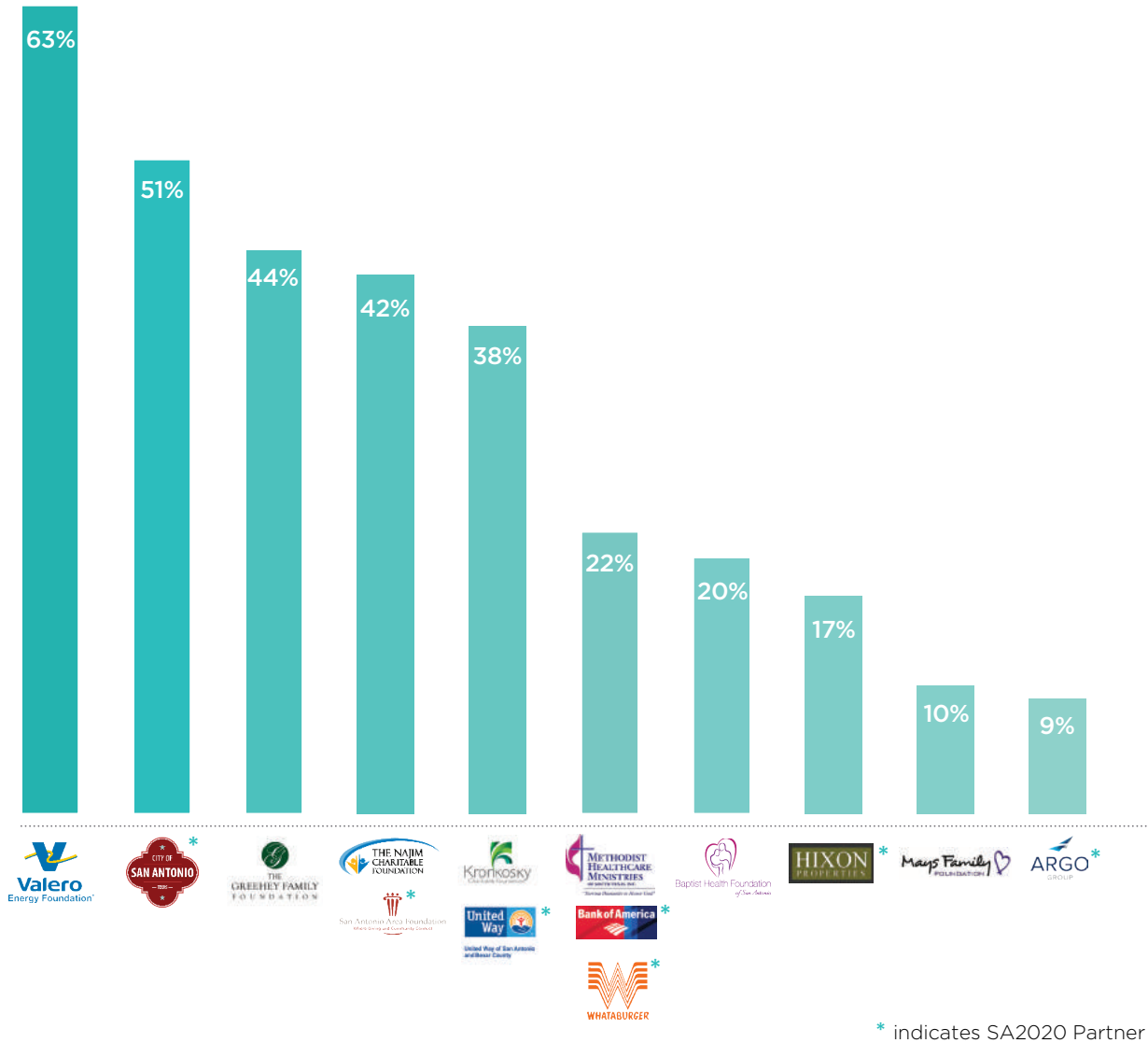
Other top collaboratives in which SA2020 Nonprofit Partners are participating include:

- SA College Access Network (6%)
- San Antonio Teen Pregnancy Prevention Collaborative (6%)
- Southwest Regional Advisory Council (STRAC) (6%)
- South Alamo Regional Alliance for the Homeless (5%)
- South Texas Trauma Informed Care Consortium (5%)
- Destination College (4%)
- Early Matters (3%)
- Collaborative Strategies to Prevent, Combat, and Respond to Domestic Violence (3%)
- Enroll SA (3%)
- The Southwest Texas Crisis Collaborative (3%)



FUNDING

Nonprofit organizations cannot create impact without funding, and funders cannot generate impact without nonprofit organizations. This, then, begets a partnership. This partnership is forged in ultimately meeting community needs—as identified and prioritized by San Antonians—with critical programming. Eighty-five percent (122) of SA2020’s Nonprofit Partners are funded by at least one of the organizations listed below.



Increasing philanthropic giving is a shared goal prioritized by the community during the original visioning process. SA2020 partners with corporations, including Hixon Properties and Bank of America, that are committed to supporting the nonprofit sector by aligning their philanthropic giving with the needs of SA2020 Nonprofit Partners.

Hixon Properties began actively aligning their philanthropic dollars to San Antonio's Community Vision in 2012, partnering with SA2020 to identify Nonprofit Partners that were moving the needle in Education, Family Well-Being, and Downtown Development. From 2012–2018, Hixon Properties invested \$1,396,207 in unrestricted funding to SA2020 Nonprofit Partners. Unrestricted funding and multi-year commitments are examples of partnerships that alleviate the nonprofit sector's challenge with competitive pay, employment capacity, financial sustainability, and full-cost funding. In 2019, Hixon Properties intentionally aligned their dollars to complex community challenges like child abuse and family violence, early childhood, and college attainment and workforce development, delivering an additional \$340,000 to SA2020 Nonprofit Partners for a total of \$1,736,207 invested in San Antonio's Community Vision.

In 2019, Bank of America partnered with SA2020 to assess the impact of their philanthropic dollars on San Antonio's Community Vision. Through grant funding, employee matching programs, and local sponsorships, Bank of America invested \$1.2 million in San Antonio in 2018, supporting 103 organizations and institutions. Of the institutions funded, 34 are SA2020 Nonprofit Partners and received 71% of the total funds allocated. Of these 34 SA2020 Nonprofit partners, 76% of the organizations move the needle in Family Well-Being, followed by Education (71%), Economic Competitiveness (59%), Health & Fitness (62%), Community Safety (47%), Arts & Culture (29%), Downtown Development (24%), Neighborhoods (24%), Environmental Sustainability (15%), and Transportation (6%).



CALL TO ACTION

In the nine years since the original visioning process, San Antonio has made progress by taking collective responsibility for advancing Community Results. At SA2020 we believe everyone is capable of affecting change. To this end, we ask, “How will you make the greatest impact?”

INDIVIDUAL COMMUNITY MEMBERS

Connect to SA2020 Nonprofit Partners and volunteer your time.

SA2020.org/partners

Give back—and spread the word—during The Big Give on March 26, 2020.

TheBigGiveSA.org

Participate in and spread the word about SA2020’s The Board Game, a leadership development training and matching program for nonprofit board service.

SA2020.org/board-game

Support SA2020 in driving progress toward San Antonio’s Community Vision by joining our Community Circle.

bit.ly/SA2020circles

Share this report and San Antonio’s progress toward its Community Vision with your own circles.

SA2020.org/progress

Participate in strengthening and reaffirming San Antonio’s Community Vision by attending SA2020 events and co-creating strategies for moving the needle.

SA2020.org

Hold elected officials and policymakers accountable to allocating resources and creating policies based on community need. This includes, if eligible, voting in all elections—national, state, and local.

Ask yourself, “How does this work I’m doing—in my neighborhood association, volunteer time, philanthropic giving, employment, school, work—help move the needle on San Antonio’s Community Vision?”

PEOPLE WHO WORK IN MULTI-SECTOR ORGANIZATIONS

Nonprofits, Foundations/Funders, Government and Public Institutions, Corporations, Public Institutions, Education Institutions, and Member/Trade Organizations

Become an SA2020 Partner and align your micro efforts to San Antonio’s macro results.

SA2020.org/become-an-SA2020-partner

Make data-informed decisions by exhaustively documenting your organizational outcomes and measuring your performance to make sure the programs and efforts you generate are meeting community need. Need help? SA2020 facilitates this work. Email info@SA2020.org.

Share this report and San Antonio’s progress toward its Community Vision with your own circles.

SA2020.org/progress

Get more people involved in helping strengthen and reaffirm San Antonio’s Community Vision. Share SA2020 resources and ask staff and clients to fill out surveys and questionnaires to provide feedback and strategies.

SA2020.org

Join or support a collaboration.

Partner with or support a paid intern placement program.

sanantonioworks.org

Participate in and spread the word about SA2020’s The Board Game, a leadership development training and matching program for nonprofit board service.

SA2020.org/board-game

Invite SA2020 to present to your Board of Directors on your organization’s impact toward San Antonio’s Community Vision. Email info@SA2020.org.

Ask yourself, “How does this work I’m doing help move the needle on San Antonio’s Community Vision?”

JOURNALISTS & MEMBERS OF THE MEDIA

Commit to responsible, race-conscious data analysis and storytelling. Need help? SA2020 facilitates this work. Email info@SA2020.org.

Use this report and SA2020's 2019 Community Impact Report as a means to tell more complete stories and elevate the significance of San Antonio's Community Vision.

SA2020.org/progress

Engage SA2020 Partners as content experts.

SA2020.org/partners

Elevate awareness of the significance of San Antonio's Community Vision.

SA2020.org/progress

Tell the story of incremental progress.

Ask yourself, "Does this story highlight institutional barriers? Does it raise the awareness that impact is interrelated across Community Results and change requires whole systems working together?"

ELECTED OFFICIALS & POLICYMAKERS

Use this report and SA2020's 2019 Community Impact Report to help understand the big picture of San Antonio's progress and elevate the significance of a shared Community Vision.

Complement this report with SA2020 City Council Profiles to see where targeted policies could meet community need.

SA2020.org/reports

Engage SA2020 Partners as content experts and work with nonprofit leadership in your City Council District to co-create policies that meet community need.

SA2020.org/partners

Share this report and San Antonio's progress toward its Community Vision with constituents.

SA2020.org/progress

Allocate budget resources based on community need, utilizing data disaggregated by race, geography, gender, and age.

Promote partnerships with multi-sector organizations to strengthen collaborative, targeted efforts.

Ask yourself, "How does this policy or budget allocation help move the needle on San Antonio's Community Vision?"

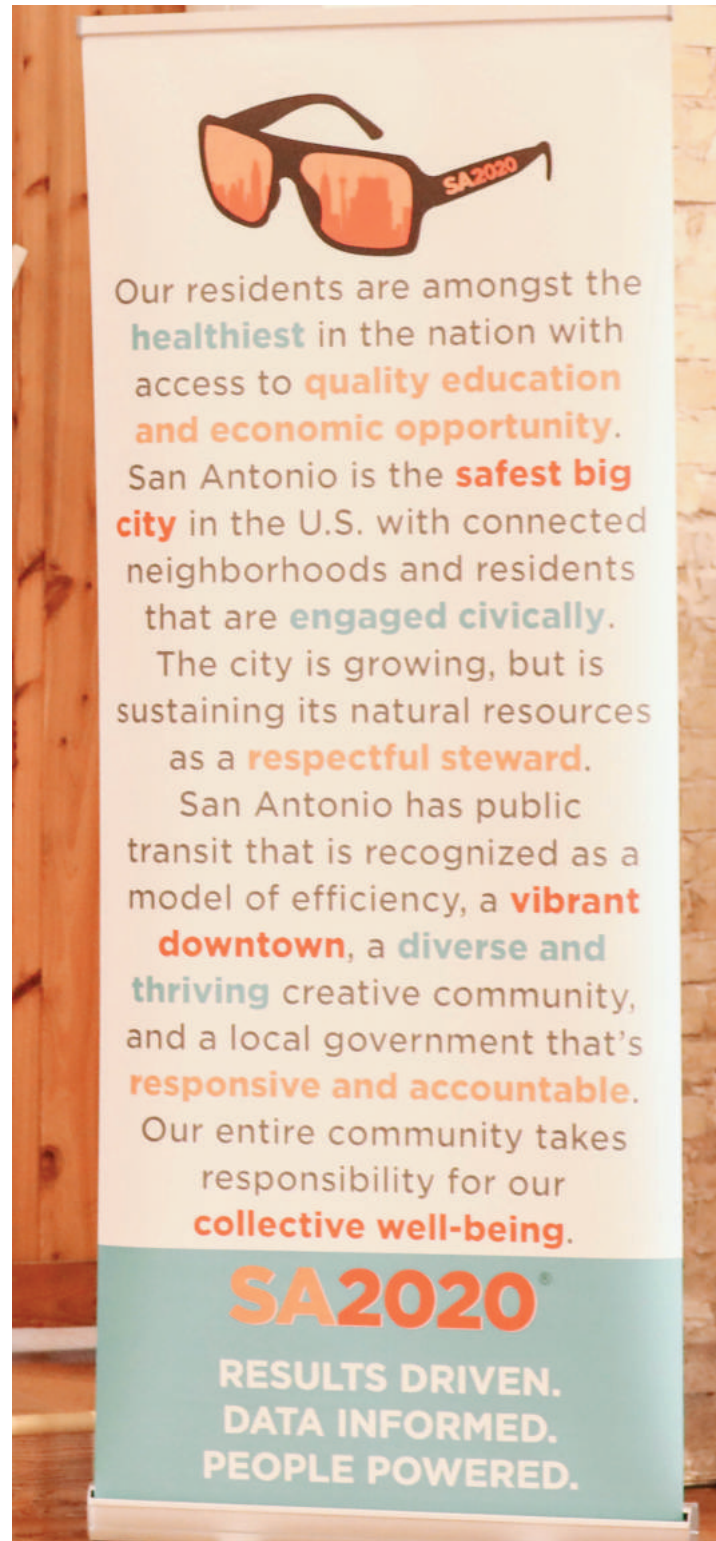


SA2020 2019 NONPROFIT PARTNER PRINCIPLES

We share the same vision for San Antonio as defined by the community.
We respect knowledge and expertise across organizational hierarchies.
We agree to work collaboratively and focus on Community Results.
We promote asset-based thinking and communication.
We commit to a shared language for impact and accountability.
We challenge one another to uphold the “why.”
We are outcomes driven and data informed.
We celebrate incremental change.
We practice continuous learning and improvement.
We believe systems change requires partnership.

NONPROFIT PARTNERS

ACE Mentor Program of Greater San Antonio, Inc.
Alpha Home
Alzheimer’s Association
American Cancer Society
American Heart Association
Anuja SA, Inc.
Any Baby Can
Artpace San Antonio
ARTS San Antonio
Autism Community Network
AVANCE San Antonio
Bexar County Community Health Collaborative
(The Health Collaborative)
Bexar County Family Justice Center
Big Brothers Big Sisters of South Texas
Blessed Sacrament Academy
Blue Star Contemporary
Boys & Girls Clubs of San Antonio
Boysville, Inc.
Brighton Center
Briscoe Western Art Museum
Build San Antonio Green
Catholic Charities, Archdiocese of San Antonio
Centro San Antonio
Child Advocates San Antonio
Children’s Association for Maximum Potential (CAMP)
Children’s Bereavement Center of South Texas
ChildSafe
Chosen
Christian Assistance Ministry
City Year San Antonio
Clarity Child Guidance Center
Communities in Schools of San Antonio
CONNECT + ABILITY at Warm Springs
disABILITYsa
Dress for Success San Antonio &
Career Gear San Antonio
Education Service Center, Region 20
Environmental Defense Fund
Eva’s Heroes
Family Service
Family Violence Prevention Services, Inc.
Friends of Spare Parts



Gardopia Gardens, Inc.
 Gemini Ink
 Girl Scouts of Southwest Texas
 Girls Inc. of San Antonio
 Girls on the Run of Bexar County
 Good Samaritan Community Services
 Goodwill Industries of San Antonio
 Green Spaces Alliance of South Texas
 Guadalupe Cultural Arts Center
 Guardian House
 Guide Dogs of Texas, Inc.
 Haven for Hope of Bexar County
 Healthy Futures of Texas
 Healy-Murphy Center, Inc.
 Hemisfair
 House of Neighborly Service
 Intercultural Development Research
 Association (IDRA)
 KLRN Public Television
 Las Casas Foundation
 Leadership SAISD
 Lifetime Recovery
 LiftFund
 Literacy San Antonio, Inc.
 Lupus Foundation of America
 Lone Star Chapter
 Madonna Center, Inc.
 Maestro Entrepreneur Center
 Martinez Street Women's Center
 MCH Family Outreach
 McNay Art Museum
 Meals on Wheels San Antonio
 MOVE Texas
 Musical Bridges Around the World
 NARAL Pro-Choice Texas Foundation
 Parent/Child Incorporated of
 San Antonio & Bexar County
 Planned Parenthood South Texas
 Project MEND
 Project Quest
 Project Transformation Rio Texas
 Rays of Relief
 Restore Education
 Ride Connect Texas
 RISE Rehab
 SA Hope Center
 SA Youth
 SAMMinistries
 SAMSAT
 San Antonio Bike Share
 San Antonio Botanical Garden Society
 San Antonio Council on Alcohol and Drug
 Abuse
 San Antonio Economic Development
 Foundation (SAEDF)
 San Antonio Education Partnership
 San Antonio Food Bank
 San Antonio for Growth on the Eastside
 (SAGE)
 San Antonio Metropolitan Ballet
 San Antonio Pets Alive!
 San Antonio Public Library Foundation
 San Antonio River Foundation
 San Antonio Sports
 San Antonio Threads
 San Antonio Youth Literacy
 San Antonio Zoo
 SAY Sí
 Snack Pak 4 Kids San Antonio
 Social and Health Research Center
 South Alamo Regional Alliance for the
 Homeless (SARAH)
 Special Reach Inc.
 St. Paul's Episcopal Montessori School
 St. Peter-St. Joseph Children's Home
 Summer of Service
 Teach for America San Antonio
 TEAMability
 The Arc of San Antonio
 The Center - Pride Center San Antonio
 The Children's Shelter
 The Classic Theatre of San Antonio
 The DoSeum
 The Down Syndrome Association of
 South Texas
 The Immunization Partnership
 The Magik Theatre
 The National Hispanic Institute at
 San Antonio (NHI)
 The Pink Berets
 The Prosthetic Foundation
 The Public Theater
 The Rape Crisis Center
 The San Antonio Lighthouse for the Blind and
 Vision Impaired
 The San Antonio Museum of Art
 theArtsFund
 Thrive Youth Center
 THRU Project
 Trinity University College Advising Corps
 United Way of San Antonio and Bexar County
 University Health System Foundation
 UP Partnership
 Visitation House Ministries
 Voices for Children of San Antonio
 Witte Museum
 Women's Global Connection
 Woodlawn Theatre
 YMCA of Greater San Antonio
 Yoga Day Nonprofit
 Youth Code Jam
 Youth Orchestras of San Antonio
 YWCA San Antonio

SA2020[®].org



See all Nonprofit Partners:
sa2020.org/partners

Become an **SA2020** Partner:
sa2020.org/become-an-sa2020-partner



Photo courtesy of the YMCA of Greater San Antonio