

A stylized teal illustration of a cityscape on the left side of the page. It features various buildings, a hand reaching up, a person holding an umbrella, a car, a bicycle, and a flower. The illustration is layered, with some elements in a darker teal than others.

**SA**  
**2020**

---

**IMPACT**  
**REPORT**

---

**2016**

# SA 2020 .ORG



[facebook.com/SA2020](https://facebook.com/SA2020)



[@SA2020](https://twitter.com/SA2020)



[@SA2020](https://www.instagram.com/SA2020)

Report Design By **Melissa Burnett**

Special Thanks To



**THOMPSON**

PRINT & MAILING SOLUTIONS

*What can we print for you today?*

Call **Jason Stier** at 210.734.5356

# SA2020<sup>®</sup>

## 2016 Impact Report

### Table of Contents

4	Letter from SA2020 Board Chair & CEO
6	SA2020 Organizational Summary & Report
13	A Note on the Data
15	Arts & Culture
21	Civic Engagement
31	Community Safety
35	Downtown Development
41	Economic Competitiveness
49	Education
55	Environmental Sustainability
61	Family Well-Being
69	Health & Fitness
77	Neighborhoods
83	Transportation
90	SA2020 Partner List & Call to Action
92	SA2020 Community Indicators - Measures & Sources



# dear friends and partners,

In 2010, San Antonians collectively dared to dream big. At small tables in large rooms and over the course of several months, thousands of us from different walks of life outlined our aspirations for the future of our city. Parents who'd never met before collaborated about the ideal learning environments for their children; business leaders heard from students about what jobs might keep young professionals in San Antonio; people outlined how parks and walkable neighborhoods would improve lifestyles. In true San Antonio-style, there was collaboration and respectful debate.

When the conversations ended, the work of SA2020 began. In the last six years, SA2020 has gone from being simply a vision for the future of San Antonio to a dedicated and hard-working team of staff and community partners. SA2020, the nonprofit, is committed to honoring the collective input of the community and measuring its progress as it moves toward the goals we set for ourselves and for our city.

It starts with data: we don't know if we have made progress if can't measure it. SA2020, in partnership with CI:Now, tracks community indicators and reports on the community's successes and its shortcomings. But perhaps more importantly, SA2020 supports organizations that work every day to make San Antonio great. By working with service organizations and community leaders, SA2020 is in a unique position to convene people who are creating change and align them around collective goals.

## **At the end of 2010, the community was dreaming. Today, we are doing.**

This report is evidence of the awesome power of the collective. Here, you will find select initiatives, programs, and collaborative efforts that have moved the needle on the community's collective goals. Here, we celebrate success and positive outcomes, but this report also reveals where there is further work to be done.

In 2017, SA2020 will double-down on its efforts and ask you to get even more involved. We will use data to further align community efforts and work with even more partners to show real outcomes. We will continue to highlight those community efforts that are seeing success, and we will evaluate even more programs and initiatives and show where the community is making progress and where we need to pivot.

## **SA2020 does not do this alone. We began as a community effort, and we remain so.**

Thank you for your continued support of SA2020, and for your work to make San Antonio the city we dreamed it could be.

Sincerely,



**Sonia Rodriguez**  
*Chair, Board of Directors, SA2020*



**Molly Cox**  
*President & CEO, SA2020*



## SA2020 Board of Directors | [SA2020.org/Board](https://SA2020.org/Board)

**Sonia M. Rodriguez**, Board Chair  
*Branton | Hall | Rodriguez | Cruz, P.C.*

**Gurpaul Singh**, Board Vice-Chair  
*Asset Essentials*

**Melissa Burnett**, Board Treasurer  
*USAA*

**Andrea Guajardo**  
*CHRISTUS Santa Rosa Health System*

**Michele Jacob**  
*Ame Collaborative*

**Ryan Kuhl**  
*First American Commercial Property Group*

**Thomas Martinez**  
*USAA*

**Amber Thomas**  
*Platinum Top 50*

## SA2020 Team | [SA2020.org/Team](https://SA2020.org/Team)

**Molly Cox**  
*President & CEO*

**Ariane Etemadi**  
*Director of Operations*

**Mary Kate Hull**  
*Communications Specialist*



# ORGANIZATIONAL REPORT & OVERVIEW

SA2020 has served as the caretaker of a shared community vision since its inception as a nonprofit organization in 2012. Our goal, as a nonprofit, is not to achieve this vision for only some community members, but to help create and support comprehensive strategies and action plans that help achieve the vision for all.

The SA2020 vision provides an overarching community view. SA2020, the nonprofit, uses this high-level approach to identify overarching challenges and successes, then we dive vertically to identify program and population data that could potentially contribute to an explanation. We do this in partnership with our data partner, Cl:Now, and multiple community partners.

SA2020 uses **community indicators** to support and align partners and engage the community in targeted action plans.





# Select 2016 SA2020 Program Highlights

## My City, Our Community Youth Summit

SA2020 collaborated with the MLK Commission, Girls Inc., City Year, SAISD, Trinity College Advising Corps, Excel Beyond the Bell, and Project Worth for a Youth Summit at St. Philip's College. The 200 students in attendance participated in conversations about educational opportunities and were inspired by Grammy-Award Winning Artist J. Ivy and Representative Bakari Sellers.

## Realizing the Dream of a World-Class City

SA2020 hosted a panel of local community leaders during DreamWeek at Pearl Stable to discuss community initiatives linked to data. Moderated by Bob Rivard, the panelists included Sandy Morander (YMCA), Andres Andujar (Hemisfair), Shokare Nakpodia (DreamVoice), Councilman Ron Nirenberg, and Molly Cox (SA2020).

## 2015 San Antonio Report Card Released

Updated all indicators on [SA2020.org/progress](http://SA2020.org/progress) with Calls-to-Action that included links to ongoing strategies and programs throughout the City and produced a report card for a snapshot on the community's progress ([SA2020.org/reports](http://SA2020.org/reports)).

## SA2020 Partner Recruitment

SA2020 welcomed twelve new partners: Alamo Colleges, Alpha Home, Down Syndrome Association of South Texas, Dreams Fulfilled Through Music, Each One Teach One, Haven for Hope, I Care San Antonio, Luminaria, San Antonio Zoo, Special Reach, Inc., St. Peter-St. Joseph's Children's Home, and Trinity University College Advising Corps. The rigorous application process requires organizations to link their program outcomes to SA2020 outcomes. These organizations put rigor behind their work, and we're excited to have them as partners. This brings our total partners up to 145. See them all at [SA2020.org/Partners](http://SA2020.org/Partners).

## SA2020 Partner Convening: Building Strong Communications

In collaboration with Google Fiber, SA2020 hosted 60 nonprofit partners to discuss engaging audiences and digital inclusion. With panelists from San Antonio Housing Authority, Each One Teach One, and Google Fiber, partners were asked to chart three things: 1 thing they would do to know their audiences, 1 thing they would do to improve communications with one key audience group, and 1 thing they would do to promote digital inclusion.

## ReadyKidSA

SA2020 coordinated the outreach and engagement effort for this countywide, early-childhood initiative for the United Way of San Antonio and Bexar County, including a website that provides a one-stop resource for parents/caregivers of children ages 0-8. This has built the foundation for a comprehensive children's agenda for Bexar County.



*“The tone of finding solutions and ways to make San Antonio better (building on top of what already makes it awesome!) was really encouraging!”*

*- Deyla Elliott, Attendee at Dreamweek panel*



**“Stepping out of your comfort zone and trying new things is the best way to grow, which is why I loved being part of Operation Opportunity: Big Dreams. Real Talk.”**

**- Maddy, 9th grader, Bright Girl for Camp to Success, panel participant**



**SA2020 Partners provide services in every zip code in Bexar County.**

### **LOOP Mega-Mixer**

In partnership with LOOP, SA2020 helped connect nearly 500 people to young professional member organizations at the LOOP Mega Mixer at San Antonio Museum of Art.

### **Operation Opportunity: Big Dreams. Real Talk.**

In partnership with KLRN, Communities in School, Project Worth, and Camp to Success, SA2020 hosted a panel discussion – Operation Opportunity - with local students to discuss challenges and opportunities in our education system.

### **Destination College**

SA2020 coordinated outreach and engagement efforts for this community initiative with more than 17 community partners. This year, SA2020 partnered with the San Antonio Chamber of Commerce, College Advising Corps, SA Works, P16 Plus Council, San Antonio Education Partnership, City of San Antonio, and Region 20 on a Call to Action breakfast for 200 industry and nonprofit professionals. Additionally, in partnership with City of San Antonio, College Advising Corps, San Antonio Education Partnership, P16 Plus Council, UT Outreach San Antonio, and UTSA Office of P-20 Initiatives, we coordinated logistics and outreach for College Signing Day, which hosted 1,100 high school seniors from across San Antonio.

### **SA2020 Partner Orientation**

New Partners were given an overview of SA2020's work and were grouped together to discuss ways in which they could align their work and collaborate on outcomes.

### **Human Progress and Human Services 2035 Scenarios**

The Kresge Foundation and the Institute for Alternative Futures (IAF), a national research and educational organization, are partnering with thought leaders to develop scenarios describing expectable, challenging, and visionary futures of human services and human progress in the U.S. SA2020 was tapped to convene the San Antonio effort – one of only five cities in the nation to participate.

### **SA2020 & SA Tomorrow Comprehensive Plan Collaboration**

The City of San Antonio contracted SA2020 to help facilitate an initial session on current SA2020 initiatives and community indicators for essential SA Tomorrow city departments, as well as co-facilitate work sessions with the City's Department of Planning and Community Development (DPCD) to refine Indicators, Actions, and Targets in the Comprehensive Plan. In 2017, SA2020 will house the final set of chosen Indicators, Actions, and Targets on SA2020.org. While implementation is ultimately the City of San Antonio's responsibility, SA2020 is committed to helping link the Comprehensive Plan to the community's SA2020 vision in Neighborhoods, Transportation, Environmental Sustainability, Health & Fitness, and Economic Competitiveness.

### **SA2020 Days of Giving**

Over nine days with nine partners, the SA2020 team spent a collective 60 hours doing projects that were important to the work our partners do in the community. We encourage you to do your own Days of Giving. Start with SA2020 partners at [SA2020.org/Partners](https://sa2020.org/Partners).

### **Community Conversation: Successfully Aging and Living in San Antonio**

In partnership with San Antonio Area Foundation and University of Incarnate Word, SA2020 helped connect more than 130 San Antonio seniors ages 65+ for the development of a comprehensive strategy where seniors thrive and are prized as vital citizens.

***“This meeting has given a new purpose to my life here in San Antonio.”***

***- Anonymous Participant from SALSA Community Conversation***





**“SA2020 serves as facilitators of our city’s progress and without their efforts, we would still be working independently and less strategically.”**

**- Audree Hernandez, College Advising Corps**



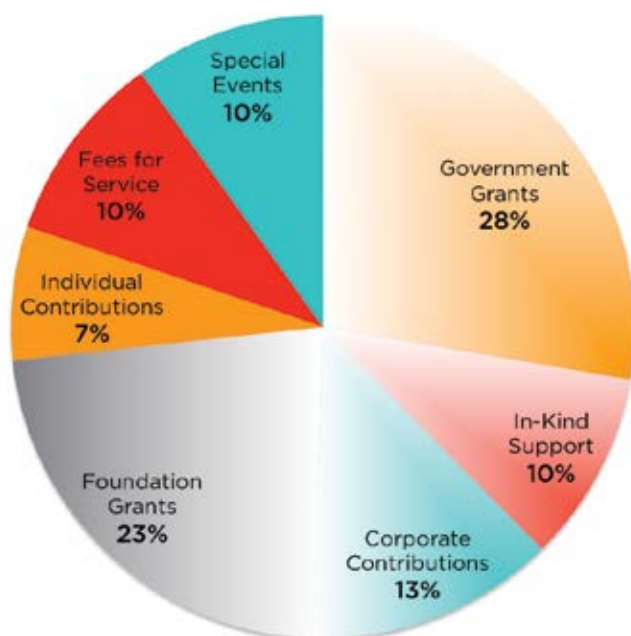


# Thank You to the SA2020 2016 Top Donors (\$2,500+)

Aethernet	Lumina Foundation
C.H. Guenther & Son	Rackspace Hosting
City of San Antonio	Sonia M. Rodriguez
East Commerce Realty	Toni-Marie Van Buren
Frost Bank Foundation	VIA Metropolitan Transit
Google Fiber	Visionworks
Hixon Properties	Whataburger
Humana	Yelp Foundation
Molly Cox & Brittany Sharnsky	Zachry Group
A grant from the Leon O. Lewis and Mary Jane K. Lewis Discretionary Fund of the San Antonio Area Foundation	



## 2016 Support & Revenue



## Publications & Stories on SA2020

**SciTech Now: A glance into SA2020's innovative data system** (July 2016)  
[klrn.org/blogs/station-news/a-glance-into-sa2020s-innovative-data-system/](http://klrn.org/blogs/station-news/a-glance-into-sa2020s-innovative-data-system/)

**Cadillac & KENS5: Shaping SA** (September 2016)  
[kens5.com/sponsor-story/shaping-sa-sa2020-ceo-molly-cox/312982692](http://kens5.com/sponsor-story/shaping-sa-sa2020-ceo-molly-cox/312982692)

**Institute for Higher Education Policy (IHEP): Aligning Postsecondary Education and Workforce Strategies to Drive Attainment: A Tactical Guidebook** (September 2016)  
 Allison Beer, Julie Ajinkya, PhD, and Candice L. Staples  
[ihp.org/guidebook/workforcealignment](http://ihp.org/guidebook/workforcealignment)

*“With data being the big push across the nation right now, SA2020 is keeping up with a growing and powerful trend of transparency of information.”*

*- Ashley Hixon, Hixon Properties*







## Met & Exceeded

The SA2020 target has already been reached!



## On Track

We're making progress at a pace that will lead us to achieve the SA2020 target!



## Progress

We're moving in the right direction, but not moving rapidly enough to achieve the SA2020 target.



## Flat/Getting Worse

We're seeing no progress, and in some cases even moving in the wrong direction.



## In Development

Some indicators need a bit of work -- we're working on finding or developing the best way to measure these goals.

## A NOTE ON THE DATA

To track our progress on all the indicators, we use five labels to identify their statuses.

Progress is identified from the baseline data in 2010 unless otherwise marked. So, an indicator is making progress if it is doing better than the original number from 2010 and is currently in line with the trending data to get us to our goal. To look at these indicators as just making progress or remaining flat, however, doesn't tell the full story of a city that is collaborating in some fantastic ways and really working on complex challenges.

Community change is cyclical, composed of many parts that continually influence one another. These complex issues require multiple approaches and strategies. Because each piece directly or indirectly impacts other areas, focused efforts on any area pay immediate and future dividends.

Of the 59 primary indicators, **12 have already met or exceeded our 2020 goal**. But meeting the goal early doesn't mean we are done— many strategies are still being deployed for further progress in these areas and to maintain our progress in these areas. The San Antonio Teen Pregnancy Prevention Collaborative, for example, exceeded our goal to reduce the teen pregnancy rate not once, but twice.

Additionally, **12 indicators are on track to achieve their 2020 goals**, but this does not mean we can leave them alone. We need to identify and cultivate the strategies that are working, and keep the pressure on to continue making progress. This is why, for instance, industry leaders have collaborated with educational leaders to link middle skills jobs and local workforce.

Of the 17 indicators that are making progress, but not at the rate to meet the 2020 goal, we see some success stories, which we elaborate on in the following pages. The City of San Antonio SA Tomorrow Comprehensive Plan, for example, will ultimately deploy strategies and policies in sustainability, transportation, and neighborhoods that can impact many indicators in the coming years.

Of the 13 indicators that are flat or getting worse, several of them tell the story of complex problems that require dramatic improvements in other indicators before we see a shift.

Finally, 2 of the 59 SA2020 indicators are still under development, while 3 others only have baseline data at this point. This speaks to the fearlessness of our community, determined to set goals that have never been tracked community-wide. Although these prove difficult to measure, they are still important enough to our collective vision that we will continue to work to find the best way to track them.





## ARTS & CULTURE



## CIVIC ENGAGEMENT



## COMMUNITY SAFETY



## DOWNTOWN DEVELOPMENT



## ECONOMIC COMPETITIVENESS



## EDUCATION



## ENVIRONMENTAL SUSTAINABILITY



## FAMILY WELL-BEING



## HEALTH & FITNESS



## NEIGHBORHOODS



## TRANSPORTATION

In the coming pages, we will highlight select strategies, initiatives, programs, and collaborative efforts. This is not an exhaustive list, but rather a general overview of some initiatives or collaborative efforts that started in 2016, have grown over time, or will yield real dividends as they relate to our SA2020 indicators. This was generated in collaboration with our SA2020 Impact Report Review Committee.

This report was finalized in December 2016 and reflects available data through that time. We encourage you to check our online dashboard often. At [SA2020.org/progress](http://SA2020.org/progress), we update our information as the data become available.

Use this data as a starting point - to see the areas that need the most help - then, volunteer more, give more, get out more, and get more involved.

### Data Partner

**CI:Now | CINow.info**

- **Courtney Denton, MPH**  
*Research Coordinator*
- **Norma I. Garza, MPH**  
*Research Coordinator*
- **Clarissa R. Ozuna, MA**  
*Program Manager - Research*
- **Laura McKieran, DrPH**  
*Director and Associate Professor*  
*UTHealth School of Public Health in San Antonio*

### Local Data Providers

Bexar County	San Antonio Water System
Centro San Antonio	United Way of San Antonio & Bexar County
City of San Antonio	VIA Metropolitan Transit
CPS Energy	
San Antonio River Authority	

### 2016 Impact Report Review Committee

<b>Nicole Amri, SAY Sí</b>	<b>Eddie Romero,</b> <i>Centro San Antonio</i>
<b>Kiran Bains, City of San Antonio</b> <i>Office of Diversity and Inclusion</i>	<b>Jeanne Russell,</b> <i>Mission Street Consulting</i>
<b>Leslie Garza,</b> <i>Office of Mayor Ivy R. Taylor</i>	<b>Jenna Soucedo-Herrera,</b> <i>Economic Development Foundation</i>
<b>Andrea Guajardo,</b> <i>CHRISTUS Santa Rosa Health System</i>	<b>Thea Setterbo,</b> <i>City of San Antonio</i> <i>Communications and Public Affairs</i>
<b>Elizabeth Lutz,</b> <i>The Health Collaborative</i>	<b>Jordan Thomas and</b> <b>Sho Nakpodia,</b> <i>The Mighty Group</i>
<b>David E. Marquez,</b> <i>Economic Development,</i> <i>Bexar County</i>	<b>Toni-Marie Van Buren,</b> <i>United Way of San Antonio</i> <i>and Bexar County</i>
<b>Eloisa Portillo-Morales,</b> <i>City of San Antonio</i> <i>Office of Sustainability</i>	<b>Burgundy Woods,</b> <i>StyleLushTV</i>
<b>Coda Rayo-Garza,</b> <i>P16 Plus Council of Bexar County</i>	

# ARTS & CULTURE





**Luminaria**

*Photo Courtesy of Luminaria and AETV.org*



# ARTS & CULTURE

*In 2020, San Antonio leads the world as a creative community.*

San Antonio reflects a diverse range of artistic expression that builds on our rich cultural heritage. The arts are integral to our way of life for citizens of all ages and backgrounds. Public and private support spurs a renaissance of artistic creativity where a vibrant cultural economy flourishes. Contemporary art reflects the dynamic nature of San Antonio's artistic, literary and cultural communities and movements.



Increase Funding for Arts and Culture



Increase Attendance for Arts and Culture



Increase Economic Impact of Creative Sector



Increase Employment in Creative Industries



Improve Satisfaction with Arts and Culture

Geography can place a city on a map, but the identity of a city is expressed through its arts and culture. Fostering creativity also leads to critical and innovative thinking, a key component of the 21st century knowledge-based economy. **The SA2020 Vision for Arts & Culture emphasizes the importance of San Antonio's creative economy and the creative community that comprises it: nonprofit arts and cultural organizations, creative businesses, and creative individuals.** The creative community has great potential to contribute further to the community if recognized as a critical industry. Not all cities do an analysis of the benefits of the creative class – the thinkers and doers behind artistic and cultural expression – but San Antonio has long recognized the contribution of arts and culture not only to economic development but to a vibrant, thriving city. The bold talent we find in San Antonio today is a testament to the strength and longevity of our cultural heritage.

San Antonians in 2010 sought to increase investment and involvement in the arts through broader participation. Our current estimates only capture public investment by the city and attendance at arts events that receive city funding. Nonetheless, we have seen improvement in funding despite a dip

from 2010 to 2012, though we're still not on track to reach our goal by 2020. We've also seen new public investments in public art in development projects like the forthcoming piece from Leticia Huerta in McAllister Park, the Convention Center Expansion Project, and the Department of Planning and Community Development's commitment to creative placemaking in their SA Tomorrow comprehensive planning efforts. Even more good news is that attendance at art and cultural events has already exceeded our 2020 goal.

## Connection to other SA2020 Causes

*Great cities are those that inspire and nurture a robust artistic and cultural community. The cities that artists find inspiring are also those that lead the way in **economic competitiveness** and growth. The arts create an **educational fabric** that helps turn today's students into tomorrow's critical thinkers and leaders. Furthermore, arts have been linked to multiple **health benefits** and **neighborhood connectivity**.*

**We also know that the economic benefit of arts and culture is felt throughout our city, and we are seeing progress on the economic impact of the creative sector, as well as employment in creative industries.** The San Antonio Film Commission, for example, released a strategic plan in April 2016 that will help grown San Antonio's film industry in years to come.



## Select 2016 Highlights\*

### Tricentennial Kickoff

In January, San Antonio's Tricentennial Celebration kicked off with a bang. The San Antonio Tricentennial Celebration is a once in a lifetime endeavor that will be commemorated over the course of a 12-month calendar in 2018. The Tricentennial Commission has centered itself on four marquee initiatives chosen to highlight the past, present, and future of San Antonio, our community, and our vibrant culture: History & Education, Arts & Culture, Community Service, and Commemorative Week. For more information, visit [sanantonio300.org](http://sanantonio300.org).

### The Color of Blind

This annual, interactive art show is designed to help individuals experience art using other senses besides sight including smell, touch, sound and taste to perceive the various artworks. Find The Color of Blind on Facebook: <https://www.facebook.com/www.colorfortheblind>.

### 2nd Annual SA Fashion Awards

This community-driven awards ceremony celebrates the entire fashion community and acknowledges individuals in San Antonio who help push the local fashion and style industry forward. Their 2016 official beneficiary was the Teen Library at San Antonio Central Public Library. For more info, visit [safashionawards.stylelushtv.com](http://safashionawards.stylelushtv.com).

### 2nd Annual Alamo City Film Festival

In conjunction with Alamo City Comic Con, highlights of the second annual festival included special guest celebrities, filmmaker discussions, and networking opportunities at the Lila Cockrell Theatre. Awards were given to the Best Narrative, Best Documentary, Best Short Film, including the Grand Jury award. For more information, visit [alamocityfilmfestival.com](http://alamocityfilmfestival.com).

### Witte Under Renovation

Part of the Witte's \$100 million renovation, the \$15 million Mays Family Center opened with Maya: Hidden World Revealed in May 2016. The main building will be completed in 2017. For more info, visit [wittemuseum.org](http://wittemuseum.org).

### 1st Annual Chingona Fest at La Botanica

This inaugural event was two days of pláticas, música, arte, workshops, and the first-ever Chingona Awards Ceremony, celebrating sisterhood and creative culture. Find them on Facebook using #ChingonaFestSATX.

### 1st Annual Mala Luna Music Festival

The inaugural festival of rap acts and house music had approximately 30,000 people in attendance at the Lone Star Brewery. A portion of the proceeds from each ticket sold went to Network for Young Artists (NYA). For information on the 2017 Festival, visit [malalunamusicfestival.com](http://malalunamusicfestival.com).

### Dig that Jazz on the Hill

Dignowity Hill Neighborhood Association organized this free jazz and blues concert in November in an effort to highlight the power of collaboration and arts.

**“My favorite events in San Antonio are the ones that are creative, cultural, and #puro! I loved seeing Paper Trail outgrow Brick, Good People Soul Saturday connect the Eastside and downtown, Restored by Light illuminate the Southside, and Musica en la Calle join black and brown culture in a downtown parking lot.”**

**– Stephanie Guerra,**  
Founder of PuroPinche.com and Campus  
Director at The Iron Yard San Antonio



***“I’m so proud of the kickoff for the Tricentennial Celebration here in San Antonio! It’s an amazing time to be a San Antonian as the city comes together to honor our history and heritage!”***

***- Mark Vargas, Student at St. Mary’s University & SA2020 Ambassador***

### **Luminaria**

For the first time, Luminaria moved to the Eastside of San Antonio in November. As a nonprofit organization, Luminaria has become a creative incubator for new works and offers a free way for the public to enjoy art in our city. For more information, visit [luminarias.org](http://luminarias.org).

### **2016 Innovation Award for Arts & Culture from Sister Cities International**

The City of San Antonio was presented with Sister Cities International’s (SCI) 2016 Innovation Award for Arts and Culture in July. The Innovation Award for Arts and Culture recognizes the accomplishments of outstanding community and individual sister city programs that promote peace through mutual respect, understanding, and cooperation. The City of San Antonio was recognized for its efforts to showcase international artists through exhibitions, speaking presentations, cultural festivals, and more, while providing opportunities for local artists and residents to engage with them.

### **Dream Peace Mural**

This 70-foot mural, completed by students in the Blue Star Contemporary Art Museum’s MOSAIC Program, was unveiled on San Antonio’s Eastside on either side of Martin Luther King Drive in 2016. For more information on this program, visit [bluestarart.org/about](http://bluestarart.org/about).

### **Una Noche en la Gloria**

Converging visual art, fashion, and the performance art world, this annual exposition, presented in partnership with Avenida Guadalupe Association, shines a big, bright light on some of San Antonio’s most creative entrepreneurs. For more info on the 2017 event – the ninth exposition out of ten scheduled – on October 14, 2017, visit [lagloriaarts.org](http://lagloriaarts.org). Special shout out to Runway en la Calle, celebrating San Antonio’s underground fashion, with a runway on Guadalupe Street at Brazos. Find them on Facebook.

### **1st Annual Frida Festival**

In July, this inaugural celebration of Frida Kahlo had Brick at Blue Star overflowing with people to buy Frida-inspired fashion and art.

### **Girl’s Eye View: An Eastside Herstory**

Martinez Street Women’s Center’s Girl Zone participants created an exhibit for UTSA’s Institute of Texan Cultures based on their own history, background, and culture. Their works gave the audience a glimpse into the challenges of dreaming big and overcoming adversity. For more information on this program, visit [mswomenscenter.org/girl-zone](http://mswomenscenter.org/girl-zone).

### **San Antonio Poet Laureates**

Jenny Browne was named San Antonio’s Poet Laureate for 2016-2018. Laurie Ann Guerrero, San Antonio’s Poet Laureate from 2014-2016, was named the 2016 Texas Poet Laureate. **SPECIAL SHOUTOUT** to “Love Poems to San Antonio,” Laurie Ann Guerrero’s signature initiative. With more than 100 poems submitted, 24 were selected for an exhibit and inclusion in a book.





Photo by Kimberly Scott  
Courtesy of 4x5 Photo Fest

**“My favorite event in 2016 was Diwali. San Antonio has one of the largest ‘festivals of light’ in the country. We are proud Mexican-Americans, but I feel lucky to be able to expose my son to other cultures, food, and music right in our home town.”**

**– Marisa Bono, Southwest Regional Counsel at MALDEF**

\*This is not an exhaustive list, but gives a general overview of initiatives/events/programs that were held for the first time, have grown over time, or saw a significant impact as it relates to SA2020 indicators. This list was generated in collaboration with our Impact Report Review Committee.

### Las Casas Foundation Joci Awards

25 students from 12 area high schools competed for \$100,000 in scholarships from Las Casas Foundation. The deadline for high school theatre students to submit application materials is February 5, 2017. For more info, visit [lascasasfoundation.org](http://lascasasfoundation.org).

### 4x5 Photo Fest

This inaugural, one-day event celebrated photography. Focused on building intentional community by connecting, educating, encouraging, and inspiring others to become better photographers, while listening to professionals in the field tell stories about their work, 4x5 Photo Fest welcomed new and experienced photographers to Brick at Blue Star in September. For more information, visit [4x5photofest.com](http://4x5photofest.com).

### Maverick Music Festival

San Antonio's annual indie rock fest announced a partnership with Tobin Center for the Performing Arts in 2017, promising an even bigger, better music fest. Maverick Music Festival 2017 will be April 7 & 8, 2017. For more information, visit [maverickmusicfestival.com](http://maverickmusicfestival.com).

### La Printeria Opens

In collaboration with the Westside Development Corporation, Alamo Colleges, and the Westside Education and Training Center, this creative workspace boasts the largest screenprinting station in the city. La Printeria is a cultural arts social enterprise, providing an opportunity for showcasing and marketing talent. Visit [facebook.com/laprinteria](https://facebook.com/laprinteria).

### 1st Annual World Heritage Festival

At this inaugural event in September, thousands of San Antonians celebrated history, culture, and community at the Spanish-colonial Missions on San Antonio's Southside. **SPECIAL SHOUTOUT:** “Restored By Light” allowed thousands to see Mission San José in its original façade as it was flooded with lights and digitally restored. For more information and upcoming events, visit [worldheritagefestival.org](http://worldheritagefestival.org).

## CALL TO ACTION



- ▶ Learn more about SA2020 arts and culture partner organizations at [SA2020.org/partners](http://SA2020.org/partners), then give your time, talent, energy, or dollars to one (or more).
- ▶ Encourage greater giving by investors beyond our local government.
- ▶ Attend more local arts and culture events around town. Take your family and friends with you.
- ▶ Be vocal about your support for the arts.
- ▶ Advocate for inclusion of arts in development projects.
- ▶ Share events with your friends and tout the rich culture our city has to offer.
- ▶ Paint. Write. Sing. Dance. You know... just get creative.



# CIVIC ENGAGEMENT



It's your  
**Constitutional Right**  
and your  
**Civic Responsibility**



League of Women Voters of the San Antonio Area

**SA2020**

**I COMMIT TO VOTE!**

...ure to keep you in the loop with upcoming elections AND send you reminders to vote!

Twitter Handle

I want to learn more  
about getting out  
the vote!

Y	N
Y	N
Y	N
Y	N
Y	N
Y	N
Y	N
Y	N
Y	N
Y	N

SA2020.org

**SA2020**

...and you reminders to vote!

I want to learn more  
about getting out  
the vote!



## CIVIC ENGAGEMENT

*In 2020, San Antonio's citizens are deeply engaged as elected leaders, business leaders, volunteers, and voters in the process of making government more responsive and accountable to San Antonians.*

Vibrant grassroots movements, civic organizations, business leaders, city staff, and selfless citizens actively and effectively collaborate in all areas of city operations and governance. Elected officials and city staff take ownership of issues and are accountable for results. City, county and state branches of government coordinate their work to eliminate waste brought about by duplication of effort. The city cultivates inspired and effective leaders in selfless service to the community and is recognized for delivering transparency in government.



Increase Voter Turnout



Increase Diversity of Elected Officials



Increase Volunteerism



Philanthropic Giving

Civic Engagement underlies the entire process and purpose of SA2020. It is the foundation necessary for our community to turn the bold SA2020 vision into a reality. It requires an active community who engages in real outcomes by voting, giving, volunteering, and leading.

**Although we have made some progress in this area in recent years, significant work remains.**

Small, but positive, gains in municipal voter turnout are encouraging against one of the most difficult-to-shift numbers in a community. In fact, we are on track to achieve our 2020 goal, nearly doubling turnout between 2013 and 2015, albeit to only 12.43%. It is worth noting that early voter turnout in Bexar County during the 2016 national election broke a record from 2008 and turnout overall was just over 57%. The momentum from our national election could carry us beyond our 2020 goal in the municipal election in May 2017.

Having diversity of elected officials, usually called “descriptive representation,” happens when the race, gender, ethnicity, etc. of elected officials reflect the constituent base that it represents. Achieving this balance has been cited in research as an important characteristic for increasing the likelihood that the diverse array of interests of the constituents throughout the city is considered in decision making. This indicator, while doing better than in 2012, the first time it was collected, has remained relatively flat.

Our volunteer rates, measured by a three-year moving average, have been slow moving, but are currently on track to meet the 2020 goal. And, although our community has experienced some significant recent successes in philanthropic giving, including large investments by local philanthropists, as well as a citywide, online giving campaign in The Big Give SA, progress on this indicator has remained relatively flat over the past several years.

The fact that we, as a city, are now measuring and reporting data on volunteerism and philanthropic giving should be celebrated as it shows serious dedication to change at a grassroots level. Strong leaders – elected and otherwise – will be key to achieving our collective goals.







**Visionworks, a leading national eye care provider, is based in downtown San Antonio and commits both time and resources to increasing Civic Engagement in our community.**

Visionworks understands the value of an engaged, aware workforce and, to that end, strongly supports Leadership San Antonio (LSA). Some of

Visionworks' own leadership were members of LSA classes, which provides a forum for leaders across San Antonio to come together and discuss the issues, challenges, and problems facing our community—and then assume leadership roles to try to solve them. LSA helps participants become better leaders in their own careers while also fostering a commitment to community involvement.



[Visionworks.com](http://Visionworks.com)



[facebook.com/Visionworks](https://facebook.com/Visionworks)



[@\\_Visionworks](https://twitter.com/_Visionworks)



[@visionworks\\_eyewear](https://www.instagram.com/visionworks_eyewear)



In addition to encouraging employees to participate in programs like this, Visionworks

also promotes service and philanthropy within the company. In 2016, Visionworks served SA2020 Partners Boys & Girls Clubs of San Antonio, SAMMinistries, and San Antonio Food Bank. An impressive 75% of employees participated in the company's volunteer program in 2016.

Visionworks' annual giving program focuses on the United Way of San Antonio and Bexar County, which disperses funds to more than 60 partner agencies. Last year, Visionworks donated \$600,000 through its giving program.

By supporting local nonprofits and encouraging associates to assume leadership roles in the community, Visionworks is truly committed to our shared vision of an engaged and collaborative community. We're so glad to have a successful company like Visionworks helping to cultivate inspired and effective leaders in San Antonio.

## 2016 Select Highlights\*

### Martin Luther King, Jr. March

An estimated 300,000 attended this annual event on San Antonio's Eastside, which also happens to be the largest march in the nation. For more information on this year's march, visit [sanantonio.gov/MLK](http://sanantonio.gov/MLK).

### Cesar E. Chavez March

In March, the César E. Chávez Legacy and Educational Foundation celebrated year 20 of this march, which starts on San Antonio's Westside and moves through downtown San Antonio. For updates and more information, visit [sanantonio.gov/ChavezMarch](http://sanantonio.gov/ChavezMarch).

### MOVE San Antonio

Registering 8,569 voters in Bexar County – 63% of which were first-time applicants – was just the first step in getting out the vote. MOVE also called 5,490 young people, knocked on 5,861 doors, and sent 4,982 text messages about voting deadlines and information. For more information on MoveSA, visit [movesantonio.org](http://movesantonio.org).

### LOOP Mega Mixer

In this giant collaborative effort, LOOP and partners from SA2020 and more than 20 young professionals organizations helped connect nearly 500 young professionals to various organizations/leadership opportunities. For more information on future events, visit [loop-sa.com](http://loop-sa.com).

### Interfaith Welcome Coalition

Started in 2015, this coalition made up of volunteers from nearly 200 religious groups including Mennonites, Quakers, Presbyterians, Catholics, and Methodists partners with the Refugee and Immigrant Center for Education and Legal Services (RAICES), a local nonprofit that provides free and reduced cost legal representation to help provide support to migrants recently released from detention. In December 2016, when over 400 migrant mothers and children were released from Texas Family Detention Centers, this coalition rallied to provide clothing, food, and shelter. For more information, or to lend a hand, visit [raicestexas.org](http://raicestexas.org).

### Bridge: Connecting Generations

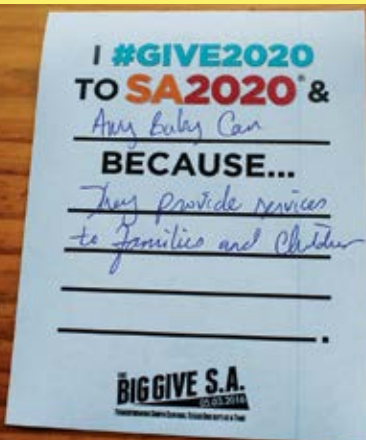
The Civic Engagement Team for the 2016 Alex Briseño Leadership Development Program collaborated with UTSA, the City of San Antonio, and San Antonio Youth Literacy to enlist, mobilize, and connect multiple generations through volunteering to improve skills and youth literacy. Creating a pilot technology course for seniors and connecting those within the course to San Antonio Youth Literacy, they “bridged” a senior technology gap and the youth literacy gap.

### The Big Give SA

Even after a technical glitch brought the website down in 2016, The Big Give SA, the one-day online giving campaign, managed to bring in \$4.3 million for area nonprofit organizations. More than 40,000 total donations were given to the 1,055 participating agencies. Mark your calendars for May 4, 2017 and for more information, visit [thebiggivesa.org](http://thebiggivesa.org).

## Connection to other SA2020 Causes

*Civic Engagement has the potential to impact every other area. Through volunteerism, voting, community leadership, and philanthropic giving, an individual has an opportunity to help **families, education, city infrastructure, arts, sustainability, transportation, and health outcomes.***



### Community Conversation: SALSA

This collaborative effort of San Antonio Area Foundation, Sisters of Charity of Incarnate Word, and SA2020 saw more than 150 seniors, ages 65+ contribute ideas and strategy for strengthening services for seniors in San Antonio and Bexar County. Input will be used to inform the Area Foundation's Successfully Aging and Living in San Antonio (SALSA) Initiative. For more information, visit [saafdn.org/Impact/InvestinginKeyIssueAreas/SALSAINitiative.aspx](http://saafdn.org/Impact/InvestinginKeyIssueAreas/SALSAINitiative.aspx).

### Build Your Own Broadway (BYOBroadway)

With 92 entries, this ideas and design competition to transform Broadway was a collaboration of Centro SA, the Rivard Report, Overland Partners and the Pearl. BYOBroadway had designers and the public thinking about the possibility of bond dollars, as well as options for placemaking.



*“It’s inspiring knowing that at a young age I can do so much to put a smile on someone’s face just by giving back to our community. Knowing that I am inspiring kids to help out the community lets me know I’m doing something right in life.”*

*- Alex, 8th grader, Bright Girl for Camp to Success*

### Human Rights Campaign Municipal Equity Index (MEI)

The City of San Antonio's Human Rights Campaign MEI Score is a 95 out of a possible 100. This score examines how inclusive municipal laws, policies, and services are of the LGBTQ people who live and work there. Cities are rated based on non-discrimination laws, the municipality as an employer, municipal services, law enforcement and the city leadership's public position on equality. Special Shoutout to the San Antonio Public Library's citywide programming during Pride Month in June. For more information on events, visit [guides.mysapl.org/pride](http://guides.mysapl.org/pride).

### SAISD Bond and Tax Ratification Election (TRE)

In November, voters overwhelmingly approved two San Antonio Independent School District Propositions. The \$450 million bond will fund major renovations for 13 schools, while the TRE, to increase the Maintenance and Operations tax rate by 13 cents, will support increased academic offerings for students, technology for the classrooms and upgrades to the learning environment.

### Student Town Hall

In November, local high school students gathered at the Carver Community Cultural Center for a Town Hall organized by Spurs Coach Gregg Popovich with special guest Dr. Cornel West. With a purpose of showing kids their value to their community, this Town Hall engaged students and connected them to local leaders and Spurs player.

### SA Speak Up

In an effort to open up the City of San Antonio budgeting process, community-wide open houses and an online platform helped gather community input and more than doubled the amount of input from fiscal year 2016. Visit [saspeakup.com](http://saspeakup.com) for more city engagement opportunities.







# My Dream Is...

to Live in a world

Where differences

In culture, gender, race, religion  
and sexuality are  
equally accepted  
and celebrated

Xochi

Helping Here.

**“The My City, Our Community Youth Summit was an amazing event motivating students to stay on track and remember that ‘smart is cool’ (Dr. Ron Kelly).”**

**- Melanie Mendez-Gonzales, Education Blogger at QueMeansWhat.com and SA2020 Ambassador**

### **Largest City of San Antonio Bond Package in History**

This \$850 million bond package was announced by Mayor Ivy Taylor with public meetings held between September and December 2016. The bond election is slated for May 6, 2017. For more information, visit [sanantonio.gov/2017Bond](http://sanantonio.gov/2017Bond).

### **San Antonio Area Foundation & John L. Santikos Charitable Foundation**

In November 2016, the San Antonio Area Foundation announced \$9.3 million in grant funding for area capital projects from the John L. Santikos Charitable Foundation. Clarity Child Guidance Center, CentroMed, Haven for Hope, City of Hondo Public Library, San Antonio Food Bank, San Antonio Sports, The Children’s Hospital of San Antonio Foundation, and University of Texas Health Science at San Antonio (UTHSCSA) received grants ranging from \$500,000 to \$2.5 million.

### **Serve 210**


In response to Mayor Ivy Taylor’s call to action to the faith community, this coalition brought together elected officials, religious organizations, and volunteer groups to talk to neighbors in order to fight violence and foster dialogue on the Eastside of San Antonio.

### **My City, Our Community Youth Summit**

In January, a collaborative effort of the MLK Jr. Commission, SA2020, Girls Inc., City Year, SAISD, Trinity College Advising Corps, Excel Beyond the Bell, and Project Worth saw nearly 200 elementary, middle, and high school students at St. Philip’s College. Students participated in conversations about educational opportunities and were inspired by Grammy-Award Winning Artist J. Ivy and Representative Bakari Sellers.

### **Growing Empowered Together (GET)**

This collaborative effort seeks to empower a new generation of civic-minded, involved, compassionate global citizens and works to inspire millennial voter turnout and volunteerism in Texas. Find out more about Growing Empowered Together on [Facebook.com/GETTexas](https://www.facebook.com/GETTexas).



\*This is not an exhaustive list, but gives a general overview of initiatives/events/programs that were held for the first time, have grown over time, or saw a significant impact as it relates to SA2020 indicators. This list was generated in collaboration with our Impact Report Review Committee.



# CALL TO ACTION



- ▶ Learn more about SA2020 partner organizations at [SA2020.org/partners](http://SA2020.org/partners), then give your time, talent, energy, or dollars to one (or more).
- ▶ Vote and encourage others to vote. Become involved in your government and get to know and support candidates for public office.
- ▶ If you are an employer, revisit your company's volunteering policy and give employees time off to volunteer.
- ▶ Get involved in the political process. Get to know your local and state representatives. Visit [fyi.legis.state.tx.us](http://fyi.legis.state.tx.us) and [sanantonio.gov/Council/Find-My-Council-Member](http://sanantonio.gov/Council/Find-My-Council-Member) to find your local reps.
- ▶ Attend City Council meetings, other community meetings, and Town Halls. Ask questions and make suggestions to our leaders for the benefit of our communities.
- ▶ Help register people to vote.
- ▶ Use Citizens to be Heard at the City and County meetings in a way that helps communicate issues to the elected members.
- ▶ Participate in The Big Give SA in May 2017 or #GivingTuesday, the first Tuesday after Thanksgiving.
- ▶ Read the newspaper and/or tune into local news sources to stay informed about civic issues.
- ▶ Run for office.
- ▶ Join your neighborhood association or homeowners' association and participate in grassroots organized civic involvement.
- ▶ Attend one of the many and diverse sources of leadership training in the community.
- ▶ Apply to be on a nonprofit board of directors that speaks to your soul. Start with a great list of SA2020 Partners at [SA2020.org/partners](http://SA2020.org/partners).
- ▶ Serve on a City board or commission.
- ▶ Become familiar with the Diversity and Inclusion Office in the City of San Antonio. Find them at [sanantonio.gov/DIO](http://sanantonio.gov/DIO) and on Twitter [@COSAdiversity](https://twitter.com/COSAdiversity).

**“One of my favorite initiatives during 2016 was the powerful collaboration of organizations to “Get Out The Vote”! The San Antonio Hispanic Chamber of Commerce partnered with VIA Metropolitan Transit and their “Ride VIA to Vote” initiative providing free rides to the polls. The Hispanic Chamber also partnered with Voto Latino on the launch of the VoterPal app, to register people and making it easy by auto-filling the application by taking a picture of their driver’s license. It was great to see so many partners put politics aside to mobilize more voters. We love seeing civic engagement on the rise!”**

**– Brianna Dimas, Vice President of Communications at San Antonio Hispanic Chamber of Commerce**





# COMMUNITY SAFETY



Be Come  
a Police  
Officer



Helping Her



**My City, Our Community  
Youth Summit**  
*Photo by SA2020*

# COMMUNITY SAFETY

*In 2020, San Antonio is the safest big city in America.*

Public safety officials, city staff and citizens collaborate through strong, engaged community neighborhood networks to reduce crime and promote a thriving and law-abiding San Antonio. The city's proactive prevention programs, responsive enforcement efforts and high state of disaster readiness result in low levels of crime and a high sense of personal safety.



Increase Attendance at Community Safety Trainings



Reduce Recidivism



Reduce Emergency Response Times



Reduce Index Crime Rate



Decrease Domestic Violence



Improve Satisfaction with Community Safety

## Connection to other SA2020 Causes

*Safe communities are productive communities, and productive communities thrive. Perhaps this explains the strong relationship between community safety and **family well-being**. Without safe communities in which to live, work, and play, the well-being of families is placed at risk. And the impacts ripple throughout the fabric of the community, affecting areas like **education, economic competitiveness, and health and fitness** to name a few.*

Creating a vision of a safe community involves many players and strategies: systems in place that are trusted and responsive; citizen involvement and awareness; and resources available to help keep neighborhoods and households safe. These are all components that we can identify, which makes them easier to improve upon. Indeed, one of the very first SA2020 targets ever met was decreasing the emergency response times of the SAPD and SAFD, which we met in 2012. We also saw the index crime rate fall again in 2015, putting us on track to achieve our 2020 goal. As the crime rate dropped, citizen satisfaction with public safety improved, also at a rate that puts us in a position to reach our SA2020 target. This, of course, does not take into account a recent uptick in homicides – a per-capita homicide rate increase of approximately 50% in 2016.

Additionally, safe communities require people to be engaged in taking action in improving the health and well-being of their own neighborhoods. One measure of this involvement is the extent to which community members are participating in citywide opportunities to gain new skills and knowledge that will help them keep their community safe. In 2014, we exceeded our 2020 goal for increasing attendance at community trainings.

Other pieces of the Community Safety puzzle are more difficult to measure and even more difficult to improve. This brings us to issues like domestic violence. The number of family assaults, after a steady decrease for three years, has gone up, again. Because so many factors contribute to domestic violence, it requires interventions at many levels. Recognizing the complexity of confronting domestic violence, the SAPD has developed crisis response teams and community-based organizations have also teamed up for collaborative, multi-intervention approaches. Given the importance this issue has in our community, it merits continued attention. Finally, SA2020 has been unable to collect countywide recidivism rates and continues to work with Bexar County officials to do so.



*San Antonio is **one of only 15 cities** – and the largest – selected to participate in a 16-month Advancing 21st Century Policing Initiative. The selection, made by the Department of Justice in coordination with the Obama Administration, was announced at a White House Conference in May 2016.*

## 2016 Select Highlights\*

### Mayor's Council on Community and Police Relations

Started in September 2016, this council has been tasked with recommending actions on how the police collaborate with the community, how city departments communicate about policing and public safety, police recruitment, and training for officers.

### 21st Century Policing

The San Antonio Police Department's Chief and Command participated in Implicit Bias Training in October. This training was designed to help officers recognize and address their own implicit bias, which are the unconscious or subtle associations that individuals make between groups of people and stereotypes about those groups. This sets up SAPD for a Train the Trainer model to build capacity in 2017.

### EastPoint San Antonio

This place-based, collaborative strategy, focusing on public safety, employment, and neighborhood connectivity has seen some incredible momentum and successes. From October 2015 to September 2016, violent crime in the EastPoint footprint, declined by 2.8% from 738 to 717, compared to a 7.1% increase citywide, and property crimes decreased by 26.2% from 858 to 633. For more information on this initiative, visit [eastpointsa.org](http://eastpointsa.org).



## CALL TO ACTION



- ▶ Learn more about SA2020 community safety organizations at [SA2020.org/partners](http://SA2020.org/partners), then give your time, talent, energy, or dollars to one (or more).
- ▶ Create neighborhood and community environments where people know each other.
- ▶ If you are a business owner, become more involved in the neighborhood and area surrounding your business.
- ▶ Join a neighborhood watch program, such as Cellular On Patrol.
- ▶ Become aware of the signs of spousal and child abuse and expand community awareness about domestic violence.
- ▶ Join or form neighborhood associations and build coalitions with local law enforcement to communicate the safety concerns of your neighborhood.

\*This is not an exhaustive list, but gives a general overview of initiatives/events/programs that were held for the first time, have grown over time, or saw a significant impact as it relates to SA2020 indicators. This list was generated in collaboration with our Impact Report Review Committee.



# **DOWNTOWN DEVELOPMENT**








Photo by Kristel A. Puente  
[kapuentephoto.com](http://kapuentephoto.com)



# DOWNTOWN DEVELOPMENT

*In 2020, Downtown is the heart of San Antonio and is everyone's neighborhood.*

It is a showcase for visitors, a center of vibrant activity for citizens to live, work and play, and an economically inviting locale for businesses to flourish. Downtown's historic buildings and character are preserved, its parks and green spaces are inviting, and the river continues to be treasured as its defining asset.



Increase Downtown Housing Units



Reduce Downtown Crime Rates



Increase Downtown Employment



Improve Downtown Economic Impact



Improve Satisfaction with Downtown Living

Downtown is everyone's neighborhood. A strong urban core plays a critical economic role in the life of a city, and every great city in America has a vibrant urban core. The landscape in downtown San Antonio has been shifting, and the city is experiencing a downtown renaissance with a significant increase in development and revitalization efforts as part of "The Decade of Downtown". This momentum – started in 2010 – was created to promote development in our city's core, expanding overall economic growth and opportunities for the city as a whole. Projects big and small are changing the look, feel, and function of the area. The presence of the vital creative industry, extensive and ongoing downtown development, a new mix of businesses locating downtown, collaboration among entrepreneurs, the tech industry, and educational institutions, increased residential living, the designation of the Missions as a World Heritage site, and the formation of the nonprofit, Centro San Antonio, as well as the City of San Antonio's Center City Development and Operations Department, are all pivotal in creating a vibrant downtown. The creative class attracts visitors, residents, and businesses to San Antonio and catalyzes other businesses. On the eve of our 300th anniversary, there is a revived appreciation for our unique history and culture that radiates from downtown. Additionally, strong downtown arts/culture spills over to benefits arts and culture throughout the city.

**Part of transforming downtown is ensuring that it is a vibrant, attractive place for people to live, work, and play. We have exceeded our 2020 goal for downtown employment and the downtown economic impact.**

The progress in downtown San Antonio is cause for celebration and gives an example of how policy decisions can spark a market response and tangible progress on the SA2020 goals. The success in downtown housing, for example, shows how an indicator can respond directly to specific city policies. Because city residential housing incentives focused on the downtown area, we anticipate reaching the community goal for downtown housing units even before 2020. The SA2020 vision belongs to everyone in our city, and depends on the active participation of citizens, community organizations and elected officials to make real progress. We should be extremely proud of what has been achieved in a short time frame in downtown housing, and consider how we might apply that policy lesson to other targets that may be equally responsive to policy decisions.

The downtown experience is about clean, safe environment with activated public spaces. Reducing the crime rate downtown is critical to maintaining a vibrant and safe urban core. Although we saw a spike from 2011 to 2012, we have seen a steady decline over the years since then, and our most recent data from 2015 shows we are on track to achieving our goal.

## Connection to other SA2020 Causes

*Great cities have great downtowns. Great downtowns offer **culture**, convenience, and a variety of **transportation** options for getting in and out of center cities. Additionally, **economic growth**, visitor and local spending, and talent attraction and retention are benefits to having a thriving downtown.*



## 2016 Select Highlights\*

### Henry B. Gonzalez Convention Center Expansion

As the City of San Antonio's largest capital improvement project, the expanded Convention Center, a \$325 million renovation, increased its space by over 20%.

### New Parking Garage Groundbreaking

At the corner of 4th and Taylor streets, a \$17 million parking garage will now provide parking for Tobin Center for the Performing Arts. Completion is set for August 2017 and about 14,000 sq. ft. of retail space will also be available in the new garage.

### 1st Annual Mockingbird Fest

This inaugural and free festival included food, music, and history. Thousands of visitors joined in the festivities at the Yanaguana Garden in Hemisfair in early March. For more information on upcoming events, visit [hemisfair.org](http://hemisfair.org).

### San Antonio Cocktail Conference

Houston Street Charities presents this celebration of the craft cocktail and the experience that surrounds it, while engaging the community in supporting children's charities, donating 100 percent of its profits to benefit children. For more information about the 2017 Cocktail Conference, visit [sanantoniococktailconference.com](http://sanantoniococktailconference.com).

### Frost Bank Headquarters

In summer 2016, designs of the new Frost Bank Tower were revealed. While it will not be completed until 2018, the Frost Tower, which will include offices and retail space, will be the first new Class A office tower built in downtown San Antonio since 1989.

### New River Walk Barges

The newly designed water taxis, prompted by the Tricentennial Celebration, were unveiled in August 2016 and approved by Council in December 2016.

### Downtown Brand Launch

In September 2016, Centro San Antonio took over Houston Street to unveil a new downtown brand for San Antonio. Ultimately, this brand was created to amplify, propel, and empower both our individual and collective future as a city. For more information, visit [centrosanantonio.org](http://centrosanantonio.org) and share your voice on key downtown issues at [YourVoiceSA.com](http://YourVoiceSA.com)

### Downtown Street Performer Policy

In March 2016, city officials opened up street performance in downtown, the Central Business District with preferred locations include specified areas of Houston Street and certain cross streets along Houston Street, and Travis Park. This was done in an effort "to enhance the vibrancy, vitality, and ambience of Downtown San Antonio."


### Hemisfair

Yanaguana Garden celebrated its one-year anniversary, saw 500,000 visitors, and became the 2nd most visited park in Texas in 2016.

### Children's Hospital of San Antonio

With an expansion and renovation of \$155.9 million expansion and renovation, the Children's Hospital of San Antonio has brought more than 200 new jobs to the city.





The Tobin Center was ranked the #1 theater in Texas, #16 in the U.S., and #22 in the world by Pollstar in April 2016. (Source: [Culture Map](#))



Travel and Leisure  
readers voted  
San Antonio the  
#2 Favorite City in  
America in 2016.



*\*This is not an exhaustive list, but gives a general overview of initiatives/events/programs that were held for the first time, have grown over time, or saw a significant impact as it relates to SA2020 indicators. This list was generated in collaboration with our Impact Report Review Committee.*

### Alamo Plaza Restoration Project

Set for completion in June 2017, the Alamo master plan is being developed by an international team, the Texas General Land Office, and the nonprofit organization, Alamo Endowment. Drafts are being filtered out to the city for community feedback, and you can learn more about it at [alamoendowment.org](http://alamoendowment.org) or [reimaginethealamo.org](http://reimaginethealamo.org). Special Shoutout to the archaeological dig, led by archaeologist Kay Hindes, that recovered approximately 1,700 artifacts that will now be incorporated into the master plan.

### San Antonio Tech District

This newly formed and growing tech corridor in downtown San Antonio is home to Google Fiber, Geekdom, CodeUp, and many more tech companies, co-working spaces, and entrepreneurs. In creating an ecosystem for startups and young professionals, the Tech District shows an investment in downtown San Antonio. For more information, visit [satechdistrict.org](http://satechdistrict.org). **SPECIAL SHOUTOUT** to Geekdom, which celebrated 5 years in 2016 with more than 650 jobs created and more than 78,000 served, Geekdom companies have reported more than \$35 million combined project revenue. Visit [geekdom.com](http://geekdom.com) for more information.

### Downtown Bond Projects

The City of San Antonio 2017 Bond includes three center city projects: Zona Cultural/San Pedro Creek, Broadway Cultural Corridor, and Hemisfair. These three projects will affect multiple SA2020 goals and will have an impact for years to come. For more information, visit [downtownforsa.com](http://downtownforsa.com).

### San Pedro Creek Project

This \$175 million project broke ground in the summer of 2016 and is set to have the first phase completed by 2018. The project includes four miles of trails and eleven acres of green spaces, connecting areas of downtown San Antonio. For more information, visit [spcproject.org](http://spcproject.org).

## CALL TO ACTION



- ▶ Learn more about SA2020 downtown development partner organizations at [SA2020.org/partners](http://SA2020.org/partners), then give your time, talent, energy, or dollars to one (or more).
- ▶ Frequent downtown businesses, cultural institutions, and events.
- ▶ Use public transportation to get downtown.
- ▶ Participate in Downtown Tuesday, offering free parking in City parking lots after 5:00PM every Tuesday. Visit [downtowntuesday.com](http://downtowntuesday.com) for more information.
- ▶ Insist on and promote preservation of historic buildings.
- ▶ Learn about the history of downtown and the processes that influenced development.
- ▶ Vote for and participate in the downtown strategic plan update.
- ▶ Visit the San Antonio River for dining, shopping, and recreational opportunities.
- ▶ Host your next business meeting in a downtown venue.
- ▶ Learn more about what Centro San Antonio is doing to promote downtown at [centrosanantonio.org](http://centrosanantonio.org).
- ▶ Participate in the Alamo renovation plan.
- ▶ Vote for downtown projects in the City of San Antonio 2017 Bond in May 2017.



JOBS



**ECONOMIC COMPETITIVENESS**





**Youth Code Jam**  
*Photo by Pamela Price*



# ECONOMIC COMPETITIVENESS

*In 2020, San Antonio is recognized as a leader in business that prospers through innovation in 21st century industries.*

San Antonio has a highly qualified and educated workforce and provides economic opportunity for all of its residents. The city fosters entrepreneurship as the engine of economic prosperity. It capitalizes on its unique historical and cultural heritage, as well as local institutions like its military bases, universities, medical centers and international airport system to become a leader in the global economy.



Increase Per Capita Income



Increase Employment in Target Industries



Increase Entrepreneurship



Increase Professional Certificates



Expand STEM Economy



Reduce Unemployment

## Connection to other SA2020 Causes

*Economic competitiveness is the engine of prosperity for San Antonio, and as such is interrelated to many of the other SA2020 Cause Areas. Take, for example, the relationship between economic competitiveness and **education**. It will become increasingly difficult for San Antonio to deliver impactful educational opportunities to its residents without a thriving economic environment from which to draw resources both in terms of capital and ideas. Likewise, investing in education and preparing in our workforce of the future will allow San Antonio to compete globally for new employers and investments, further fueling our robust community ecosystem.*

Economic competitiveness is at the core of what makes San Antonio a fast-growing, desirable city full of opportunity. Recent years have been marked by economic gains. A drop in our unemployment rate in 2015 brought us to 3.7%, a seven-year low that puts us near our 2020 target. Additionally, increases in our per capita income and entrepreneurship have us on track to reach our 2020 goals. In 2014, we exceeded employment in targeted industries – those identified for their growth potential and salaries – and continued this trend in 2015. These areas are Advanced Manufacturing (specifically aerospace and transportation), Health and Biosciences, and Information Technology and Information Security. The Economic Development Foundation list includes New Energy and includes Aerospace as a separate industry because very little of our aerospace industry is manufacturing.

Because this cause area strongly influences and is influenced by others – such as Education and Family Well-Being – the community, in 2013, asked for some additional targets to be added, including increasing jobs and degrees in Science, Technology, Engineering and Math (STEM), and professional certificates. STEM jobs typically have lower unemployment rates than non-STEM jobs, and STEM workers earned an average 26% higher salary than their non-STEM counterparts (US Congress Joint Economic Committee, 2012). While we are making progress in expanding our STEM economy, we are not yet moving the needle enough to reach our 2020 goal. Additionally, the last data available from 2014 shows we are going backwards in the completion of professional certifications.



## 2016 Select Highlights\*

### SATX at SXSW

Choose San Antonio, a nonprofit dedicated to promoting San Antonio, hosted the first-ever San Antonio focused event at Austin's South by Southwest (SXSW) in March 2016, then returned for SXSW Eco in October. They'll return to Austin in March 2017. For more information, visit [chooseSA.org](http://chooseSA.org).

### Economic Development & Workforce

In March 2016, SA Works, incubated at the San Antonio Chamber of Commerce, moved under the Economic Development Foundation (EDF), integrating economic and workforce development programs. Additionally, the EDF hired a new CEO, Jenna Saucedo-Herrera, and SA Works hired their first Executive Director, Romanita Matta-Barrera. For more information, visit [sanantonioedf.com](http://sanantonioedf.com) or [sanantonioworks.org](http://sanantonioworks.org).

### Maestro Entrepreneur Center (MEC) Opens

This collaborative partnership between the San Antonio Hispanic Chamber of Commerce and the Maestro Leadership Foundation provides another resource for start-ups. MEC has a specific focus on helping accelerate the development of minority, woman, and veteran-owned business. For more information, visit [maestrocenter.org](http://maestrocenter.org).

*"I am so inspired by the new connections being made due to San Antonio Entrepreneurship Week. I have loved working with Café Commerce, now Launch SA, as we push even harder to create opportunity and jobs right here in our community."*

*- Jody Bailey Newman, Chief Friend at The Friendly Spot and SA2020 Ambassador*



### San Antonio Entrepreneur Center (SAEC) Opens

Opened in February 2016 and operating as a 501(c)(3) nonprofit in downtown San Antonio, the SAEC connects startups under one roof and provides mentorship, in-person training and financial assistance programs. For more information, visit [sa-ec.org](http://sa-ec.org).

### Ban the Box

In December 2016, the City of San Antonio joined over 100 cities and counties and 24 states to remove questions about previous criminal history from city job applications. This will give applicants the opportunity to show their qualifications prior to identifying criminal histories, and lessens the tendency to weed out applicants based on criminal background, which has proven to be a barrier of entry toward job opportunities.



A photograph of three men in a workshop or laboratory setting. On the left, an older man with white hair, wearing a dark plaid shirt, is gesturing with his hands while speaking. In the center, a younger man with dark hair and glasses, wearing a dark t-shirt and a thin chain necklace, is listening. On the right, a middle-aged man with a beard and glasses, wearing a dark polo shirt, is also listening. They are standing in front of a large window that looks out onto a green, tree-filled landscape. In the foreground, there is a piece of industrial machinery with various pipes and components.

*In September 2016, Best for Vets identified San Antonio as the [#4 Best Large City for Veterans to Live.](#)*


*Military City, USA: Joint Base San Antonio (JBSA) is the U.S. Dept. of Defense's largest joint base and contributed \$48.7 billion to the Texas economy. Announced in June 2016 by Comptroller Glenn Hegar.*





***“Seeing business women in San Antonio win! Our team celebrated the power moves of Jenna Saucedo-Herrera, president/CEO of San Antonio Economic Development Foundation, Paula Gold-Williams, CEO of CPS Energy, and Nadia Auch, executive director of Launch SA.”***

***- Christian Reed-Ogba, CEO/Founder, BethanyEast PR***



### **Bexar County Innovation Fund**

Bexar County created a new \$1,000,000 Innovation Fund for supporting technology ecosystem initiatives in five categories: Recruitment; Expansion; Talent Development Competitions; Professional/ Technical Training; and Branding. The program's early successes include the early-stage competition Tech Fuel; a training initiative between Project Quest and Open Cloud Academy, as well as Codeup; and two 3-Day Startup boot camps convened on the near west side. The policy can be viewed at [bexar.org/ed/Docs/BCInnovationPolicy.pdf](http://bexar.org/ed/Docs/BCInnovationPolicy.pdf).

### **Launch SA**

Café Commerce, a partnership between the San Antonio Economic Development Department and LiftFund, became Launch SA in November 2016. Launch SA provides specialty programs, mentorship, networking, and resources to fuel San Antonio small business owners. Go to [launchsa.org](http://launchsa.org) for more information.

### **San Antonio Entrepreneurship Week**

This five-day showcase in November 2016 highlighted entrepreneurs and the business that create economic impact in our community.

### **UH Hilton College-San Antonio First Graduates**

In May, the first graduates of the Houston Conrad N. Hilton College-San Antonio walked the stage. The UH program works in partnership with St. Philip's College, and it is the only upper-level hospitality degree offered in San Antonio.

### **\$15 Million Awarded to Alamo Colleges**

This five-year Health Professional Opportunity Grant from the U.S. Health and Human Services Office of Family Assistance – the largest grant ever awarded to Alamo Colleges – will help train 800 low-income participants for in-demand healthcare jobs.

### **San Antonio Museum of Science and Technology (SAMSAT) Grand Opening**

Exploring the past, present, and future of technology in San Antonio, SAMSAT seeks to become a world-class science and technology museum and science, technology, engineering, and math innovation center. It is temporarily housed off I-10 West near Friedrich Wilderness Park. For more information, visit [samsat.org](http://samsat.org).

### **Centers for Applied Science and Technology (CAST)**

This network of non-traditional, career-themed high schools will open its first school, CAST Tech, in fall 2017 with a curriculum focused on hi-tech learning and entrepreneurship. This SAISD in-district charter will be located downtown and funded through a partnership with H-E-B, Tech Bloc, SAISD, and other industry partners. Tech Bloc announced “Friends of C.A.S.T.” to help raise the dollars needed to “fund the future of technology.” For more information, visit [www.satechbloc.com/CAST/future-promise](http://www.satechbloc.com/CAST/future-promise).

### **Youth Code Jam**

In January 2016, as part of his #CSforAll initiative, President Barack Obama recognized Youth Code Jam for its commitment to reach at least 1,000 students with the opportunity to code. In 2016, Youth Code Jam reached over 2,000 students. For more information on this SA2020 Partner, visit [youthcodejam.org](http://youthcodejam.org).



*In June 2016, Kauffman Foundation put San Antonio at #9 on their list of cities for Growing Companies.*



*\*This is not an exhaustive list, but gives a general overview of initiatives/events/programs that were held for the first time, have grown over time, or saw a significant impact as it relates to SA2020 indicators. This list was generated in collaboration with our Impact Report Review Committee.*



### **Dr. Robert L.M. Hilliard Center Groundbreaking**

This \$5 million University Health System clinic will open at the end of 2017, promoting economic development and revitalization on San Antonio's Eastside. As San Antonio's healthcare and biosciences industry currently has two jobs for every one trained individual, this clinic will help grow a target industry.

### **Eastside Education and Training Center EETC Grand Opening**

This one-stop education and workforce development center on San Antonio's Eastside is modeled after Alamo Colleges' Westside Education and Training Center.

### **UIW School of Osteopathic Medicine**

With pre-accreditation effective in July 2016, the first student cohort begins Fall 2017. The new \$50 million school will open at Brooks City Base and help grow our community's talent pool in health and biosciences.

***“As early as eighth grade, we place a ridiculous amount of pressure on students to answer the question: “What do I want to do when I grow up?” I think one of the best initiatives in San Antonio is SA Works. This partnership between the city, county, schools, and the business community is focused on helping a student begin to see their future through career fairs, job shadowing and internships. When we get a student excited about what’s next and coach them along that path, we can lift the next generation and the entire community.”***

*- Michele Autenrieth Brown, Director of Development, Clarity Child Guidance Center*

## **CALL TO ACTION**



- ▶ Learn more about SA2020 economic competitiveness partner organizations at [SA2020.org/partners](http://SA2020.org/partners), then give your time, talent, energy, or dollars to one (or more).
- ▶ Support local businesses.
- ▶ Start your own business.
- ▶ Partner with your community to create a welcoming business environment and show eagerness to form partnerships with organizations and companies promoting business and community development at a local, national, and international level.
- ▶ Complete your college degree or professional certificate.
- ▶ If you are a successful executive or manager, mentor others in your company or organization to help them be more economically successful.
- ▶ Host a paid internship (or two or three) at your company.
- ▶ Join a committee for any of our Chambers of Commerce.
- ▶ Teach a child to read. Because of its direct and substantial impact on all aspects of a person's adult life, 100% at-grade literacy for all school-age children should be viewed as a civil right.





**EDUCATION**



**Destination College Signing Day**  
Photo by Vanessa Velazquez  
[vanessavelazquez.com](http://vanessavelazquez.com)



## EDUCATION

*In 2020, San Antonio has orchestrated one of the greatest turnarounds in education in the United States.*

San Antonio provides access to quality education for all students no matter where they live in our city. The city is propelled forward by an approach where students learn, teachers thrive, parents engage, and citizens contribute to meet the challenges and opportunities of the 21st century in a way that rivals any city in America. This San Antonio approach to education develops citizens who are thinkers, problem-solvers, and lifelong learners, prepared to tackle our society's greatest challenges and proud to call San Antonio their home.



Improve Kindergarten Readiness



Improve 3rd Grade Reading Level



Increase High School Graduation Rate



Improve College Readiness



Improve College Enrollment



Increase Adults with College Degrees

It's no secret that San Antonio has prioritized education and made significant investments in this area in recent years. When the SA2020 vision was created, education received more attention than any other Cause Area as a foundational area of concern and opportunity for improvement. A better-educated community means a better community overall.

The most significant investments have been made on the “front-end” of the issue, most notably through a city sales tax funding the expansion of Pre-K education. Early childhood initiatives aim to start our children off on the right foot by preparing children for academic success through significant cognitive gains and preventing challenges that students face in later years when intervention is much more difficult and costly. In 2013, we were finally able to begin tracking kindergarten readiness. As of 2016, we've made progress toward the SA2020 goal, but not at the rate to meet it on time. In October 2015, the Texas Education Agency announced changes to the structure of the multi-year STAAR assessment. The more rigorous standard would be used for 2015-2016 across the state. These changes directly impact the ability to compare assessment pass rates year-to-year. In 2016, however, third grade reading levels reduced.

Efforts to improve high school graduation rates have already shown results. We exceeded the 2020 goal for high school graduation rates in 2012 and have maintained a steady improvement since then. College completion and workforce readiness strategies are advancing both the economic opportunity of this generation and the skilled workforce that local businesses need to thrive. Of concern, however, is the slow progress of improving college readiness, the flatlining of college enrollment numbers, and the slow moving numbers in college attainment.

Although momentum and enthusiasm are high, education is one area where it can take an entire generation to start seeing progress. We won't be able to see the effects of Pre-K and early childhood initiatives on high school graduation and college readiness until we see this first round of students through to the end. That's why it's so important to measure progress at key intervals – such as third grade reading – to ensure we're moving in the right direction. Identifying small victories along the way helps inform and shape strategies to make steady improvement across the community.



## Connection to other SA2020 Causes

*Education is the cornerstone to any great city's success, providing the foundation for building a competitive workforce, attracting world-class companies and fueling economic growth. But great education is not just about great schools. Great education requires the support of **strong and stable families**, safe and connected **neighborhoods**, and a high degree of **community involvement**.*



Photo by Sandra Treviño

## 2016 Select Highlights\*

### Pre-K 4 SA

An independent study released in 2016 showed that although Pre-K 4 SA children started the school year below the normed sample in all six outcomes, they surpassed the normed sample in three of the six outcomes – cognitive, literacy, and mathematics – by the end of the year. Since its start, Pre-K 4 SA has grown from 700 to 1,700 children served. For more information, visit [sanantonio.gov/Pre-K-4-San-Antonio](http://sanantonio.gov/Pre-K-4-San-Antonio).

### My Brother's Keeper San Antonio (MBKSA)

A network of civic, organizational, and community partners that are committed to promoting equitable outcomes for Hispanic, African-American, and Native American males. MBKSA works to close opportunity gaps facing boys and men of color and ensure that they: 1) finish high school and complete post-secondary education or training; 2) are safe from violent crime; 3) are employed if they are out of school; and 4) have a chance to lead productive lives, even if they have been convicted of a crime or incarcerated. In 2016, SAISD launched the My Brother's Keeper Success Mentor initiative to address chronic absences in Sam Houston and Lanier. For more information, visit [mbksa.org](http://mbksa.org).

### College Signing Day

In 2014, First Lady Michelle Obama launched her #ReachHigher Campaign as part of San Antonio's College Signing Day. Since then, more than 1,000 communities in the United States now host their own College Signing Days. In May 2016, more than 1,100 local high school seniors celebrated their commitment to attend and complete higher education. More than 50% in attendance were first generation college students.

### Excel Beyond the Bell 1st Annual Summit

High-quality out-of-school time programs can be a vital source of academic, emotional, and social support. Excel Beyond the Bell hosted a summit for providers in May 2016, convening organizations to discuss education progress and needed strategies.

### Texas A&M University-San Antonio

In August 2016, the inaugural class of 513 first-year students was welcomed to Texas A&M University-San Antonio's campus.

### North East School of Arts (NESA) Celebrates 20 Years

NESA kicked off its 20th-anniversary celebration with the South Texas regional premiere of the record-breaking musical, *The Phantom of the Opera*, in November 2016. NESA has a 20-year track record as San Antonio's premier magnet high school dedicated to the art with a 100% graduation rate and over 90% of its graduates attending college.

\*This is not an exhaustive list, but gives a general overview of initiatives/events/programs that were held for the first time, have grown over time, or saw a significant impact as it relates to SA2020 indicators. This list was generated in collaboration with our Impact Report Review Committee.



“*My school community has taught me the importance of empowering myself, rather than allowing others to empower me. I constantly embrace my heritage, the constantly growing expanse of my knowledge, my faith, others, and most importantly, myself.*”

- Divina Carrillo, junior at Incarnate Word High School

### cafécollege

Opened in 2010 under Mayor Julián Castro, this initiative, managed by San Antonio Education Partnership, was designed to raise educational opportunities by providing a one-stop, all-access space for questions on college guidance and preparation. In 2016, cafécollege celebrated serving 50,000 students since its opening. For more information or help with your college questions, visit [cafecollege.org](http://cafecollege.org).

### Harvey E. Najim South Texas Mentoring Resource Center Grand Opening

This new Center, opened in October 2016 and run by Big Brothers Big Sisters of South Texas (BBBSST), will provide more than 15,000 square-feet for expanded mentoring opportunities. BBBSST will work to grow their 3,000 current matches to 30,000. For more information, visit [bigmentor.org](http://bigmentor.org).

### Future Finder

The Education Team of the Alex Briseño Leadership Development Program worked with cafécollege and CodeUp to help create an efficient scholarship database. This database will allow students to search for scholarships for which they qualify. Currently in process, stay updated by following cafécollege on Facebook at [facebook.com/cafecollegesa](https://facebook.com/cafecollegesa).

### San Antonio Wolf Trap Institute

Announced in May 2016, San Antonio Wolf Trap Institute Early Learning through theArtsFund trains and places Teaching Artists into classrooms for 8-weeks and 16 session classroom residencies. Working collaboratively alongside teachers, Teaching Artists, educated in a comprehensive STEAM program demonstrate strategies and techniques that teachers model and immediately implement in their classrooms. This initiative will develop a high-quality, arts-based early education program in San Antonio public schools to improve third grade reading, increase high school graduation rates, and increase college attainment. For more information, visit <http://thefundsa.org/Early-Learning-Through-the-Arts>.

### Mark Twain Middle School Dual Language Academy Announced

Beginning in August 2017, this SAISD Academy will offer students the opportunity to become fluent in both English and Spanish. The school will initially serve pre-kinder through 2nd grades, then expand to 8th by adding a grade each subsequent year.



The Best Colleges ranked Trinity University as the **#6 Best College in Texas in 2016**.



UTSA's football team made their first Bowl – the Gildan New Mexico Bowl – in December 2016.



*In August 2016, by analyzing a number of employment, demographic, and cost of living factors, [onlinedegrees.com](http://onlinedegrees.com) selected San Antonio as the #5 Best City for Recent Grads.*

## CALL TO ACTION



- ▶ Learn more about SA2020 education partner organizations at [SA2020.org/partners](http://SA2020.org/partners), then give your time, talent, energy, or dollars to one (or more).
- ▶ Attend and participate in school board meetings.
- ▶ Run for the school board.
- ▶ Volunteer in your child's classroom.
- ▶ Read to your kids or volunteer to read to kids.
- ▶ Become an advocate for early education.
- ▶ Help your child with their homework.
- ▶ Take your family to arts and cultural events. Studies show that students who participate in arts are more likely to be high academic achievers.
- ▶ Attend your child's parent teacher conference.
- ▶ Adopt-a-school.
- ▶ Offer a paid internship (or two or three) at your company.
- ▶ Become a mentor.



***“I founded Cardinal Senate, which is one of my big accomplishments of my high school career. This organization promotes service and leadership, which is evident in the many community service projects that members participate in, as well as the functions that we attend in order to represent our school.”***

***- Allura Guerra, senior at Young Women's Leadership Academy***



# ENVIRONMENTAL SUSTAINABILITY







*Photo courtesy of San Antonio River Foundation*



# ENVIRONMENTAL SUSTAINABILITY

*In 2020, San Antonio is recognized as a respectful steward of its natural resources and a model for responsible resource management.*

San Antonio promotes responsible growth and the use of sustainable environmental practices. Its strategy is based on an integrated approach that establishes a green economy and focuses on three key areas:

## WATER:

Water resources are plentiful and effectively managed through a combination of conservation, supply development and other practices to support growth and sustainability for the next 50 years. The Edwards Aquifer continues to be protected and enhanced as the foundation of our present and future water supply. Continued longer term studies and analysis are conducted to identify more regional water supplies to support growth through the end of the 21st century.

## ENERGY:

The community relies on a well-balanced and affordable energy program combining the best advances in new technology with traditional energy sources to promote economic growth and environmental stewardship.

## LAND:

Development practices are focused on Smart Growth, Low Impact Development and Green Building.



Increase Renewable Energy



Improve Air Quality Index



Reduce Water Use



Reduce Energy Use



Reduce Residential Waste



Increase Recycling Rate



Increase Development with Low Environmental Impact



Increase Employment in Green Industries

As a City on the Rise, San Antonio has much to celebrate, but we must remain conscious that growing sustainably will be imperative to long-term quality of life of our community. In recent years, San Antonio has awakened a new sense of appreciation for our local natural environment, evident in miles of revitalized river trails and parks. Appreciation of this space needs to extend to our daily energy and water consumption.

The good news: in 2012 we exceeded our SA2020 goal in increasing renewable energy, and we've continued to do so. Additionally, in 2014, we exceeded our goal for reducing our water use and continued to reduce it in 2015. Although this progress is encouraging, it is critical that these rates keep dropping. And while it's imperative that individuals do their part to conserve water at home, businesses must also be committed to conservation if we're to continue to make more improvements.

We are also seeing some good progress, though not on pace to reach our 2020 goals, in reducing energy use, reducing residential waste, and increasing recycling rates. In 2017, we will begin tracking residential compost rates as the City of San Antonio added that as an option in 2016.



## Connection to other SA2020 Causes

Promoting environmental sustainability can help foster **economic competitiveness** and growth by expanding green jobs through innovation in clean technology. In addition, sustainability policies can also enhance **education** by providing green jobs training and programs for high school, college, and adult students. Finally, promoting environmental sustainability can positively impact **health and fitness** by reducing air pollution levels that cause asthma and other ailments, and promoting clean water and fresh and sustainable food.

Air quality in San Antonio has mildly declined since 2010. This isn't all bad news, as we are seeing considerable improvement overall despite the 10.8 % population growth in that same timeframe. These improvements are mostly due to emission improvements in vehicles, increased access to cleaner fuels, and significant efforts made from CPS Energy to increase renewable energy generation and improve pollution controls. Although we're finally turning the corner and making improvements, pollution is an unfortunate consequence of growth that has a negative impact on community health and the environment. If we want to be compliant with federal standards on air quality, which exists to protect the environment and community health, then we must be more proactive about local solutions and incentives to improve air quality. The SA Tomorrow Sustainability Plan has very specific strategies for this and other indicators related to our environment.

Employment in Green Industries has continued to fall since 2010. Those businesses that produce goods or provide services that benefit the environment or conserve natural resources are not hiring at a rate to get us to the number we wanted in the year 2020.

Finally, in working with San Antonio River Authority, we now have a means by which to track development with low environment impact. 2016 is the year we developed a baseline for this indicator.

## 2016 Select Highlights\*

### SA Tomorrow Sustainability Plan

The City of San Antonio adopted a comprehensive Sustainability Plan in August 2016, the first Sustainability Plan in the city's history. This plan has identified strategies in Natural Resources and other focus areas to make our community more sustainable as we prepare for a population growth of approximately 1.4 million over the next 25 years. For more information and to review the plan, visit [sasustainabilityplan.com](http://sasustainabilityplan.com).

### 2nd Annual San Antonio Sustainability Summit

Hosted in the fall of 2016, over 400 attendees learned about various sustainability initiatives and actions they could take to help make our community more sustainable.

**“I participated in the Basura Bash for the first time this year, jumping into a kayak and picking up trash on the river, which happens to be at the end of my street (I live in River Road) – and I LOVED it – even though I was still in my neighborhood in the city, I felt transported to nature and, surprisingly, I really enjoyed collecting trash! I want to do it all the time, not just once a year.”**

**- Vicki Yuan, AIA, LEED AP, Lake|Flato Architects, PechaKucha San Antonio**



### **Ban on Coal Tar Sealants**

In the summer of 2016, San Antonio became the largest city in the country to ban the use of coal tar sealant used in pavement. This was identified by multiple studies and organizations, including the EPA, to have toxins that can impact the quality of our rivers and streams. The ban goes into effect in January of 2017. For more information, visit [sanantonio.gov/Remember-the-River/Commercial/Coal-Tar-Sealants](http://sanantonio.gov/Remember-the-River/Commercial/Coal-Tar-Sealants)

### **Anti-Idling Ordinance**

City of San Antonio also adopted an anti-idling ordinance in the summer of 2016 for vehicles weighing at least 14,000 pounds. Going into effect in January 2017, this will help reduce a common cause of air pollution and help cut the creation of ground-level ozone that exacerbates health issues such as asthma. For more information, visit [sanantonio.gov/sustainability/OrdinancesAndGovernance/AntiIdling](http://sanantonio.gov/sustainability/OrdinancesAndGovernance/AntiIdling).

### **Composting in San Antonio**

In the summer of 2016, in partnership with New Earth Compost, the City of San Antonio became the first city in Texas to offer full residential composting.

### **All the Monarchs!**

Since San Antonio is the United State's "first official" Monarch Champion City, as designated by the National Wildlife Federation, it's only fitting that we host festivals to honor monarch butterflies. In March 2016, the San Antonio Zoo held its inaugural Monarch Fest, leading education around monarchs. Then, in October, a three-day collaborative event organized by Monika Maeckle, founder of Texas Butterfly Ranch, included art, a symposium, and education.

### **Confluence Park Groundbreaking**

This park, on San Antonio's Southside, will be a life-sized, interactive teaching tool that will inspire a greater understanding of Texas ecotypes and their relationships with one another, encouraging students and adults alike to become more involved with the preservation and stewardship of our waterways. For more information, visit [www.sariverfoundation.org](http://www.sariverfoundation.org).

### **Walk & Roll Challenge**

Alamo Area Council of Governments (AACOG) helped more than 2,400 area residents take more than 94,000 walking, biking, busing, or carpooling trips. Additionally, over 1.2 million vehicle miles traveled were saved through telecommuting and working compressed schedules. The Annual Walk & Roll Challenge was held in May 2016, the second month of the "ozone season". For more information on the 2017 Walk & Roll Challenge, visit [aacog.com](http://aacog.com).

### **Urban Waters Federal Partnership Stakeholder Workshop**

In an effort to reconnect urban communities with their waterways this workshop, held in April 2016 sought to increase federal and local communication and coordination. San Antonio-area projects presently in the Urban Waters Federal Partnership are: Brackish Groundwater Desalination; Olmos Basin/San Antonio Zoo Water Quality and Ecosystem Restoration; Eastside Promise Neighborhood/Wheatley Choice/Promise Zone and Salado Creek Greenway; San Pedro Creek Restoration; Westside Creeks Ecosystem Restoration; and San Antonio Missions World Heritage and Cultural Connections.

### **Under One Roof Pilot Program**

This program replaced the roofs of disadvantaged homeowners in San Antonio City Council District 1 with white or light roofs. Not only did this small pilot program help people protect eleven homes, it helped reduce energy use and generate smaller electric bills.

*San Antonio ranks #7 in the nation and #1 in Texas for solar electricity according to Environment America's Shining Cities 2016 report.*



## CALL TO ACTION




- ▶ Learn more about SA2020 environmental sustainability partner organizations at [SA2020.org/partners](https://SA2020.org/partners), then give your time, talent, energy, or dollars to one (or more).
- ▶ Conserve water and energy by weatherizing and/or retrofitting your home to make it more energy efficient.
- ▶ Make it a point to use alternative transportation options such as VIA, carpooling, walking, or biking.
- ▶ Promote and encourage use of reusable containers in businesses and homes.
- ▶ Reduce energy consumption and consider LEED certification for buildings.
- ▶ Recycle (at home and at public events) and eliminate single use plastic bags and water bottles.
- ▶ Grow a vegetable garden in your yard.
- ▶ Plant more native plants in your yard.
- ▶ Build a rain garden.
- ▶ Create a monarch and pollinator habitat.
- ▶ Learn more about available refunds that encourage sustainability.
- ▶ Purchase locally produced food.
- ▶ Attend the city of San Antonio Sustainability Awards to learn from experts and connect with sustainability organizations and agencies.





# FAMILY WELL-BEING





**MLK March**  
*Photo by SA2020*



# FAMILY WELL-BEING

*In 2020, San Antonio is renowned as the best city to raise a family.*

Its neighborhoods are places where residents thrive in an ethnically, culturally and socioeconomically integrated environment. The entire community — individuals, businesses, local government, nonprofits, and faith-based organizations — takes responsibility for our collective well-being by providing information, access, high quality services and a meaningful sense of stability to residents of all ages and backgrounds. This continuum of caring enhances our residents' quality of life and prepares families for the challenges of the 21st century.



Reduce Poverty Rate



Reduce Underemployment



Reduce Homelessness



Decrease Child Abuse and Neglect

When you think about complex problems in communities, the crux of many issues is poverty. According to the federal Department of Health and Human Services, poverty is defined as an individual making \$11,880 and a family of four making \$24,300 in 2016.

## Connection to other SA2020 Causes

*Strong families are the cornerstone of community progress. They promote **education**, drive **civic engagement**, and make **economic** progress possible. Additionally, families unburdened by **health** concerns are generally happier, more connected, and more productive.*

Poverty, as a social issue, affects everyone. The repercussions and drivers of poverty extend into quality of life, education, health, and opportunities in ways that ultimately touch every facet of our community. In 2015, for the first time since we began tracking it, the poverty rate in San Antonio fell slightly. Still, some studies show that San Antonio is the most economically segregated city in the nation. One way our community is seeking to address this condition is by using “place-based” strategies such as the EastPoint Promise Zone effort, a holistic effort to improve education, housing and economic development in some of the city’s poorest census tracts.

Poverty can be multi-generational with ties to economic competitiveness, education, health, and community safety, among other cause areas. The problem with attempting to reduce poverty is that it can be among the slowest indicators

to demonstrate movement. Measuring the poverty rate will tell us little from one year to the next, but must be studied over the course of many years. However, if we see better results across-the-board in areas like high school graduation rates, unemployment, healthcare access, and teen pregnancy, then we can expect to see an eventual shift in the poverty rate.

**We are seeing gains in some of these areas, but need to apply pressure in those that are not moving, or not moving quickly enough, to impact poverty.**

In other areas, we saw underemployment dip slightly, but still remain relatively flat since 2010. Homelessness numbers are also declining, pointing to collaborative efforts by the South Alamo Regional Alliance for the Homeless (SARAH), Haven for Hope, SAHA, and a focus on veteran homelessness by the City of San Antonio. In 2015, we exceeded our 2020 goal for decreasing the number of confirmed child abuse rates. These findings should be taken cautiously, however, as these rates are highly dependent on reporting which results in a child abuse case being substantiated. This issue is an important one that requires diligence.

#STRONGERTOGETHER



Turning  
PASSION  
ACTION



We CON  
the com  
for a STR  
n Anto



www.SA

rg







**Hixon Properties, a family-owned, local business since 1975, believes strongly in all of San Antonio's families and commits time, talent, and funds to Family Well-Being organizations.**

Using its philanthropic mission statement, Hixon encourages both employees and shareholders to give back to their community. Hixon focuses specifically on giving back to SA2020 Partner organizations that support Family Well-Being, as well as Education and Downtown Development.



**[HixonProperties.com](http://HixonProperties.com)**



Among many other nonprofits, Hixon serves the following SA2020 Family Well-Being Partners: Any Baby Can, AVANCE San Antonio, Big Brothers Big Sisters of South Texas, Boys & Girls Clubs of San Antonio, Child Advocates San Antonio, Communities in Schools of San Antonio, Family

Violence Prevention Services, Inc., Girls Inc. of San Antonio, Project QUEST, The DoSeum, San Antonio Public Library Foundation, and the THRU Project.

Hixon's leadership sets the tone for the entire company, with all of upper-level management holding positions on nonprofit boards and half holding positions on city or county commissions. Along with its annual giving program, Hixon Properties furthers its philanthropy with their annual family grant. All shareholders are invited to apply each year for a grant given to a charity of their choice, with the grant awardee selected by a committee of judges.

With strong commitments to the Cause Areas that the company especially values, Hixon Properties makes intentional, effective change in our community. We're grateful for their philanthropy and volunteerism, as well as the examples that they set.



Based on economics, education, safety, healthcare, and other factors, Value Penguin identified San Antonio as the #14 Best City for Young Families (2016)



## 2016 Select Highlights\*

### Effectively Ending Veteran Homelessness

In May 2016, at a joint announcement with Secretary Julián Castro, Mayor Ivy Taylor announced that the City of San Antonio had met the objectives of the Mayors Challenge to End Veteran Homelessness, part of a larger White House Joining Forces Initiative supported by the U.S. Department of Housing and Urban Development. With support of \$2.1 million from USAA, San Antonio identified every homeless veteran by name and created a support system to ensure no veterans are sleeping on the streets. The effectiveness of this system is based on implemented prevention strategies and rapid identification, outreach, engagement, housing placement and supportive services offered to veterans who may become homeless.

### Autism Lifeline Links (ALL)

This collaborative effort, launched in October 2016, creates a single point of entry into a system of care to increase service capacity and eliminate wait times and barriers for individuals on the autism spectrum. For more information, visit [autismlifelinelinks.org](http://autismlifelinelinks.org).

### Harvey E. Najim Children and Family Center

In October 2016, a \$5 million gift from Harvey E. Najim to ChildSafe was announced to support a multi-agency system on the Eastside of San Antonio. ChildSafe, Child Protective Services, the Bexar County District Attorney's Office, the Bexar County Sheriff's Office, the San Antonio Police Department, and Bexar County Juvenile Probation will offer a safe, child-friendly environment where strategies and care plans can be coordinated to fit the needs of each individual child and his or her family. For up-to-date information, visit [childsafesa.org](http://childsafesa.org).

### ReadyKidSA

This collaborative effort to create a holistic Children's Agenda for Bexar County seeks to create a healthier experience for children ages 0-8. For more information, visit [readykidsa.com](http://readykidsa.com). **SPECIAL SHOUTOUT** to ReadyPacks for ReadyKids, a collaborative effort between SA2020, ReadyKidSA, and United Way's Emerging Leaders Council, which delivered 2,500 backpacks filled with school supplies to area elementary schools. The backpacks, separated by grade levels pre-K through fourth grade, went to schools in Edgewood, Harlandale, Southwest, Northside, Northeast, and San Antonio ISDs.

### The Neighborhood Place

In February 2016, Bexar County announced a \$1.5 million contribution to Family Service Association to purchase and renovate The Neighborhood Place, which offers physical and mental health, financial, family, and educational services for every age and ability. The Neighborhood Place targets the three of the poorest zip codes in San Antonio- 78207, 78228, and 78237. Family Service Association had already raised \$3.2 million. For more information and updates on renovations, visit [family-service.org/nplace.html](http://family-service.org/nplace.html).

\*This is not an exhaustive list, but gives a general overview of initiatives/events/programs that were held for the first time, have grown over time, or saw a significant impact as it relates to SA2020 indicators. This list was generated in collaboration with our Impact Report Review Committee.





*Zillow analyzed the 100 largest cities across the country, looking for things kids would prioritize when choosing where to live. Instead of moving to cities with good jobs and convenient commutes, kids would move to cities where neighborhood friends are easy to come by, parks and theme parks are nearby, and there are plenty of houses with playrooms, treehouses and large yards. [San Antonio was 4th on the list.](#) (September 2016)*

# CALL TO ACTION



- ▶ Learn more about SA2020 family well-being partner organizations at [SA2020.org/partners](https://SA2020.org/partners), then give your time, talent, energy, or dollars to one (or more).
- ▶ Be a community mentor to children and youth.
- ▶ Donate food and other resources to help families in need.
- ▶ Teach children sound money management practices.
- ▶ Promote family activities that include all family members regardless of age and disability.
- ▶ Be aware of and learn warning signs of child abuse and neglect. Check out this helpful resource: [childsafe-sa.org/training/resources](https://childsafe-sa.org/training/resources).
- ▶ Attend, visit and learn about local social service organizations to discover what is offered and what more is needed. Practice what you learn and share it with others. Support local organizations with what else is needed.
- ▶ Teach, encourage and live an attitude of caring about and loving others in school, in the workplace and in all public and social settings.
- ▶ Find resources and important milestones for children ages 0-8 at [ReadyKidSA.com](https://ReadyKidSA.com).





# HEALTH & FITNESS







Siclovía  
Photo by SA2020  
Siclovía  
Photo by SA2020



# HEALTH & FITNESS

*In 2020, San Antonio residents are among the healthiest in the country.*

San Antonio promotes well-being by providing healthy and affordable food choices, convenient access to green spaces and recreational facilities, and a robust network of physical and mental healthcare designed to eliminate existing health disparities in the community.



Reduce Obesity



Improve Maternal and Child Health



Reduce Diabetes Rate



Reduce Teen Birth Rate



Increase Access to Health Care



Reduce Health and Behavioral Risks

Once ranked the second most obese city in the US, San Antonio saw decades of increasing obesity rates followed by periods of fluctuation. Currently, our adult obesity rate is flat after a significant reduction in 2012 and an increase in the following years. These fluctuations from year to year point to the need to continue to make both behavioral and systemic changes in our policies and infrastructure in order to make lasting change. As example of lasting and sustainable change can be seen in the effort to decrease diabetes rates in San Antonio. In 2010, the diabetes rate was very high - around 13.5% as compared to 10% in the state and 9% in the nation. In 2015, this rate has decreased enough to not only meet, but to exceed our 2020 goal.

Our percentage of pre-term births has remained essentially flat, with a small decrease in 2014, but not at a fast enough pace to reach our goal of 9.5% (or 10% decrease) by the year 2020. The Preterm Prevention Summit, held for the first time in 2016, is a collaborative effort that will focus its attention on this indicator in the coming years. You can read more about it in the highlights.

Thanks to the impressive collaborative effort through the San Antonio Teen Pregnancy Prevention Collaborative (SATPPC), San Antonio reached our original 2020 goal of reducing teen births by 15%, then reached our new 2020 goal of 25% in 2014. San Antonio teen births were down to 2,412 in 2014 from 3,252 in 2010, a reduction of nearly 26%. Now, the SATPPC has set a new goal of reducing the teen birth rate by 50% by the year 2020.

Lack of access to health care can result in delaying important preventive services, failing to treat chronic conditions, missing school and work, and costly visits to emergency rooms. In Bexar County, we are seeing expanded access to health care. An unintended consequence of greater access to health care, however, may result in higher rates of chronic conditions being reported in the future as more individuals seek preventive and primary care.

We continue to see a decrease in potential life lost in our community by measuring years of life lost from premature death. This means our community, as a whole, is more likely to reach advanced age unhindered by health and behavioral risks.

Health is a complex issue, and we need a combination of community investment, public policy, and community engagement around health improvements to continue improving the overall health of our community.





# Humana

## Humana's commitment to Health & Fitness extends well beyond its insurance plans.

In 2014, Humana convened clinical and community leaders to identify barriers to health and then developed a strategy to help break down those barriers. Humana, in partnership with the ADA and the San Antonio Health Advisory Board Subcommittee members, will launch an online diabetes resource guide, a comprehensive list of free or low-cost diabetes resources and programs in San Antonio in 2017. They'll continue to convene and collaborate with San Antonio leaders to align efforts, with a goal of improving community health 20 percent by 2020.

Humana also encourages associates to give back to health and fitness organizations. In 2016, over 40 percent of associates contributed nearly 5,000 volunteer hours and supported several SA2020 Partners: Childsafe, Clarity Child Guidance Center, Haven for Hope, Mayor's Fitness Council, and the YMCA of Greater San Antonio. Members of Humana leadership also serve on the boards of several local organizations, including San Antonio Sports and the YMCA, both SA2020 Partners. Humana further supports community well-being with their annual giving program, donating \$40,000 to The United Way of San Antonio and Bexar County in 2016.

To offer more opportunities for San Antonians to get active, Humana sponsors both the Humana Rock 'n' Roll Marathon and the San Antonio Sports Corporate Cup. Additionally, Humana encourages their associates to be a part of these great events, either as participants or volunteers. Humana promotes healthy living among its associates year-round and implemented their Associates Connection Council, an initiative that focuses on both personal well-being and community involvement.

Humana is a terrific advocate for health, fitness, and service, and we are proud to have them in our corner. Their commitment to our community ensures that San Antonians will see #MoreHealthyDays.



**[Humana.com](http://Humana.com)**



**[facebook.com/Humana](https://facebook.com/Humana)**



**[@humana](https://twitter.com/humana)**



**[@humana](https://www.instagram.com/humana)**

## Connection to other SA2020 Causes

*Improving the health and fitness of San Antonio is not only essential to promoting a robust quality of life, but is integral to the success of efforts to improve **education** and promote **economic competitiveness**. Improving nutrition and increasing physical activity in schools bolsters academic performance and test scores. Enhancing health and fitness also promotes economic competitiveness by lowering health care costs, promoting a healthy workforce, and attracting creative class workers who seek out cities that provide world-class parks and recreation facilities, healthy and fresh food, and excellent health care.*

## 2016 Select Highlights\*

### 1st Annual Pathways to Hope Conference

More than 1,500 people attended this community collaborative in August 2016. Sponsored by Bexar County Commissioner's Court and the Bexar Health Collaborative and facilitated by the faith based community and other organizations that work to improve mental health care, this conference helped bridge the need for support by offering opportunities for mental health education and training. For more information, visit [pathwaystohope.net](http://pathwaystohope.net).

### Síclovia Celebrates Its 5th Birthday

Founded in 2011, Síclovia was held for the eleventh time on its fifth birthday, September 25, 2016. This fun, family-oriented event encourages San Antonians to incorporate more movement and healthier eating into their lives. In 2011, 15,000 came into the streets for the first event, but in fall 2016, the crowd swelled to more than 62,000 individuals playing, biking, walking, and rolling through the streets of San Antonio. For more information, visit [ymcasatx.org/siclovía](http://ymcasatx.org/siclovía).

### Farmers' Markets

San Antonio has seen an increase in the amount of markets that are providing locally sourced, locally grown food. In March 2016, the Trinity Farmer's Market ([trinitymarket.trinity.edu](http://trinitymarket.trinity.edu)) joined the ranks, offering an "educational farmers market" that combines cooking lessons, gardening workshops, and fitness classes. The People's Nite Market ([facebook.com/thepeoplesnitemarket](https://facebook.com/thepeoplesnitemarket)), San Antonio's first nighttime market, made its start in 2015 in the historic La Villita district and moved locations in 2016 to give better access to San Antonio's Westside, offering festivities, artisanal products, and seasonal vegetables.







### **2016 ACA Enrollment Period**

Started in 2013 as a collaborative effort of more than 40 local agencies and hospitals, EnrollSA/Get Bexar Covered has helped enroll more people in Bexar County in healthcare plans. In 2016, 121,000 people were enrolled. For more information, visit [enrollSA.com](http://enrollSA.com).

### **2016 Bexar County Community Health Needs Assessment**

This comprehensive analysis of the root causes of health outcomes in Bexar County was released by the Bexar Health Collaborative in August 2016 and can be downloaded at [healthcollaborative.net/chna/download-report](http://healthcollaborative.net/chna/download-report). This report is produced every three years and shows that Bexar County ranks 95 out of the 100 largest United States counties for life expectancy, as well as documenting many other significant health disparities. In the summer of 2017, the Community Health Improvement Plan, created to address the assessment will be released.

### **1st Annual A Beautiful Mind Art Exhibit**

A collaboration of Methodist Healthcare Ministries, Bexar County Health Collaborative, and the San Antonio Clubhouse, the inaugural mental health focused art event in May 2016 combined expressive art, discussion, and testimonies to facilitate a dialogue on mental health realities in Bexar County.

### **1st Annual Prematurity Prevention Summit**

Hosted by the March of Dimes, this inaugural event in November 2016 brought together medical professionals and local agencies to find a solution to premature births. Preterm birth is the leading cause of death during the first month a newborn's life and Bexar County has one of the highest rates of premature births in the state of Texas. For more information, visit [marchofdimes.org](http://marchofdimes.org).

### **Health Equity Office Grand Opening**

In November 2016, the Alamo Area Resource Center opened the first nonprofit clinic in South Texas that provides health services for the LGBT community. This clinic provides medical care, HIV specialty care, and an on-site pharmacy services

### **Southside YMCA Groundbreaking**

Planned for opening in the spring of 2017, the Harvey E. Najim Family YMCA on San Antonio's Southside, which broke ground in August 2016, was funded through the 2012 Municipal Bond and donations to the YMCA of Greater San Antonio, including from Harvey E. Najim Family Foundation. This is the YMCA's first sports center on the Southside.

*\*This is not an exhaustive list, but gives a general overview of initiatives/events/programs that were held for the first time, have grown over time, or saw a significant impact as it relates to SA2020 indicators. This list was generated in collaboration with our Impact Report Review Committee.*



# CALL TO ACTION



- ▶ Learn more about SA2020 health & fitness partner organizations at [SA2020.org/partners](https://sa2020.org/partners), then give your time, talent, energy, or dollars to one (or more).
- ▶ Participate in and support programs that keep kids active, including children with physical, mental, and emotional challenges, and focused on building discipline in all aspects of life.
- ▶ Encourage groups and individuals to use our parks and participate in activities that involve exercise.
- ▶ Form and support groups that promote creativity and movement, such as dance.
- ▶ Support and eat at establishments and restaurants that offer healthy food choices.
- ▶ Encourage your children to be involved in sports.
- ▶ Make sure your company has a health plan for employees.
- ▶ Collaborate to include mental health as an integral part of health and fitness.
- ▶ Continue to give talks to schools to teach about healthy eating.
- ▶ Walk at local parks, support parks and community green spaces, and use bicycle paths.
- ▶ Drink more water.
- ▶ Eat more vegetables.
- ▶ Become a Student Ambassador for the Mayor's Fitness Council. Find out more at [fitcitysa.com/at-school/student-ambassadors](https://fitcitysa.com/at-school/student-ambassadors).







# NEIGHBORHOODS








Photo by Daniel D. Baumer  
danscape.de



# NEIGHBORHOODS

*In 2020, San Antonio is known for its cohesive neighborhoods with compelling and unique personalities.*

Modern linked mass transit, improved infrastructure and a concerted effort to preserve and maintain our historic buildings, parks and open spaces compliment smart growth patterns. The result is a livable and vibrant community that is strongly connected to its past and maintains its small town feel.



Increase Greater Downtown Area Population



Increase Inner-Loop Housing Construction



Increase Walkability



Improve Access to Parks and Green Spaces



Improve Housing and Transportation Index

## Connection to other SA2020 Causes

*Our neighborhoods are the building blocks of San Antonio, which is why it is so important to ensure that each and every one is vibrant, livable and above all safe. So it's not surprising that there is such a strong relationship between **neighborhoods** and **community safety**. Effective community safety efforts provide environments where families can come together to build strong ties, a shared sense of purpose, and a unique character.*

*Realtor.com named **San Antonio** #4 of the "New Hot Spots Where Americans Are Moving Right Now." (May 2016)*

Cities thrive as places where people can easily interact and connect. Social connections help promote the creation of new ideas, make neighborhoods safer and stronger, and make cities work better for their residents. Safe and cohesive neighborhoods are a critical component of a unified community. With an estimated growth of over 1 million people in Bexar County by the year 2040, where we live and how we fit into the fabric of our neighborhoods can make or break the "connectedness" of a city. For these reasons, San Antonians set key targets in walkability and access to parks and green spaces, among other areas.

Walkability's decline is most likely explained by the fact that our growth continues to sprawl. Despite this, we have seen our commitment to parks and other green space expansion keep pace with our population growth resulting in improved access to natural spaces. This growth does not even include data on private parks.

An uptick in new development and renovations of residences inside Loop 410 brings great promise of renewed vibrancy and walkability, as well as needed balance to San Antonio's suburban expansion.

Together, with the City of San Antonio and our data partner, CI:Now, SA2020 is committed to creating a Housing and Transportation Affordability Index that can be tracked over time. Indeed, the City of San Antonio's SA Tomorrow Comprehensive Plan is a timely opportunity to incorporate our goals for complete streets and sidewalks, green spaces, walkability, and infill housing, into our city's plans for the built environment.

## 2016 Select Highlights\*

### ConnectHome

In an effort to bridge the digital divide, Google Fiber and the US Department of Housing and Urban Development announced in February 2016 that five San Antonio Housing Authority (SAHA) developments would receive 1,000-megabits-per-second Internet service. As part of this initiative, residents also receive computer classes. For more information, visit [saha.org](http://saha.org). **SPECIAL SHOUTOUT** to the Digital Inclusion Fellows, a special project created in partnership between Nonprofit Technology Network and Google Fiber. By matching seasoned community advocates with local community organizations, San Antonio can address digital literacy and inclusion. Fellows are currently hosted by SAHA, San Antonio Public Library, and Each One Teach One.

### Amazing Preservation Race

By racing through San Antonio's neighborhoods, the Office of Historic Preservation helps locals explore San Antonio's history. In May 2016, hundreds of runners took to the streets of Southtown. For more information and upcoming events, visit [sanantonio.gov/historic](http://sanantonio.gov/historic).

### World Heritage Community Meetings

Two community meetings in September 2016 helped share the proposed Land Use Plan Amendments in the World Heritage Buffer Zone. Attendees were able to also provide input on the Lone Star Neighborhood Plan, South Central Community Plan, Stinson Airport Vicinity Land Use Plan, and Heritage South Sector Plan. For more information on the plans and how the 2016 Municipal Bond will impact World Heritage, visit [sanantonio.gov/worldheritage](http://sanantonio.gov/worldheritage).

### 1st Annual Soul Saturday

In July 2016, the Hays Street Bridge became home to the inaugural Soul Saturday, a free, family-friendly community mixer. With more than 4,000 in attendance, San Antonio's Eastside was filled with food, live music, a small business expo, and fun.

### 204-acre Park on City's Northside

In June, City Council approved the purchase of 165.3 acres of land from the Classen-Steubing family to create a park in Stone Oak, all of it directly over the Edward's Aquifer Recharge Zone. The remaining 39 acres in the plan will be included in the 2017 municipal bond program. The park will also be connected to the nearby 250-acre Stone Oak Park via a bike trail.

### Lincoln Park & Charles Butt

The 32 acres known as Lincoln Park, on the Eastside, has a fantastic history, and in an effort to preserve that history and grow the quality of life, H-E-B Chairman and CEO Charles Butt pledged a \$1 million personal donation for the redevelopment of the park. Other monies would be part of the 2016 bond, to be voted on in May 2017.

### SA Tomorrow Comprehensive Plan

In August 2016, City Council approved the City of San Antonio's Comprehensive Plan, a blueprint that will focus on regional and urban centers, corridors and neighborhoods. The Comprehensive Plan will focus on development in hubs around the city, providing a framework as the city grows. For more information, visit [SATomorrow.com](http://SATomorrow.com).



Travel and Leisure readers selected *San Antonio as the #1 Friendliest City*. (July 2016)



In February 2016, *Lonely Planet* identified San Antonio as one of the top ten "Most Unexpectedly Exciting Places to See in the United States." San Antonio's number eight ranking hailed the transformation of the River Walk, which connects "museums in the north to downtown and the historic missions in the south with river views and parkland." Additionally, Pearl Brewery is lauded for its "high-design" and continuous evolution.



***“I love that our city has invested in opening up new parks, especially the new Nani Falcone Dog Park near Maverick Library because anything that keeps our city active and moving is great for our community.”***

**- Teno Villarreal, Teno Strategies**

### **Pearsall Park Grand Opening**

Nestled on San Antonio's Southwest side, Pearsall Park became one of the largest public parks in San Antonio boasting more than 500 acres of park space, a splash pad, zip line, a skate park, playgrounds, public art, and trails. It opened in June 2016.

### **Greenline Groundbreaking**

The Greenline is a new linear park that will connect Brooks City Base on the Southeast Side to the San Antonio River. It's 43 acres of urban green space with trails, plazas, picnic areas, a food truck court. Phase one will be completed in 2017.

### **Friendship Festival**

Inner City Development hosts an annual festival and street dance near their offices on San Antonio's Westside. Music, dancing, food, and friendship make for community pride and unity.

### **Tier 1 Neighborhood Coalition**

This coalition consists of approximately 18 neighborhoods and groups and includes: Alta Vista, Beacon Hill, Dellview, Dignowity Hill, Tobin Hill, Mahncke Park, Monte Vista, Moniticcello Par, and Westside Preservation Alliance, among others. The intent is to work together to align existing neighborhood plans with the City of San Antonio's SA Tomorrow Comprehensive Plan.

### **Lone Star Brewery**

The Historic Design Review Commission gave conceptual approval of this \$300 million plan that will turn the abandoned Lone Star Brewery into a mixed-use development. See the plan at [lonestarbrewerydistrict.com](http://lonestarbrewerydistrict.com).

### **East Meadows Phase 1 Opened**

On what was once the site of Wheatley Courts on San Antonio's Eastside, East Meadows provides new, mixed-income housing. The first phase, opened in October 2016, shows the link between housing, education, and neighborhoods and is part of the Choice Neighborhoods Initiative. For more information on this and other projects, visit [EastPointSA.org](http://EastPointSA.org) or [SAHA.org](http://SAHA.org).

### **San Antonio Housing Summit**

In September 2016, hundreds gathered to discuss housing in San Antonio. While promoting opportunities for action, participants were also provided information on current housing policies. For information on upcoming summits, visit [sanantonio.gov/Housing-Summit](http://sanantonio.gov/Housing-Summit).

### **Affordable Housing Bond**

With a recommendation of 13 areas for development for affordable housing, in December 2016 City Council approved San Antonio's first-ever affordable housing bond. With approximately \$20 million allocated in the City's 2017 Municipal Bond Program, a new committee will provide oversight and help monitor the implementation of the potential bond dollars.



***Among big metros, San Antonio ranks #6 in population growth.***  
(March 2016)



***YouGov identified San Antonio as the #2 Most Neighborly of America's Cities.*** Fun Fact: We're also least likely of America's 10 biggest cities to say we don't like making small talk  
(September 2016)

\*This is not an exhaustive list, but gives a general overview of initiatives/events/programs that were held for the first time, have grown over time, or saw a significant impact as it relates to SA2020 indicators. This list was generated in collaboration with our Impact Report Review Committee.



# CALL TO ACTION





- ▶ Learn more about SA2020 neighborhood partner organizations at [SA2020.org/partners](https://SA2020.org/partners), then give your time, talent, energy, or dollars to one (or more).
- ▶ Join or start a homeowner's association or neighborhood organization.
- ▶ Serve on city/county boards, commissions, church boards, and civic organizations' outreach programs.
- ▶ Spay/neuter your animals.
- ▶ Walk more and drive less.
- ▶ Teach children/families about taking pride in their home, parks, bus stops, and neighborhood.
- ▶ Build, restore, and rehab housing in existing neighborhoods.
- ▶ Make available decent, affordable housing for low-income families.
- ▶ Go to council meetings and zoning board meetings, contact council members and agencies with requests for smart growth, and ask for stronger building codes and ordinances that reduce impact of "grandfathering" strategy used by developers.
- ▶ Participate in National Night Out.
- ▶ Participate in city meetings for the SA Tomorrow Comprehensive Plan.



***“In 2016, I enjoyed being involved in several events for the World Heritage Festival and celebrating the one year anniversary of The San Antonio Missions as a World Heritage Site.”***

***– Alyssa Esparza, AmeriCorp Vista Member***





**TRANSPORTATION**





*Photo by Andrea Madeline Medina  
Instagram @am.medina*



# TRANSPORTATION

*In 2020, San Antonio's transportation system is recognized as a model of efficiency and environmental sustainability.*

San Antonio is served by an environmentally-friendly transportation system where everyone is able to walk, ride, drive or wheel in a safe, convenient, and affordable manner to their desired destinations. Frequent and reliable mass transit services connect communities, and transportation infrastructure meets community needs.



Increase Complete Streets



Increase Public Transit Use



Decrease Vehicle Miles Traveled



Decrease Commute Time

## Connection to other SA2020 Causes

*An efficient and effective transportation system is critical to many areas of city life, including the flow of **commerce**, the ability of residents to get to and from work and air quality. But one area that is often overlooked is the effect of transportation on **health and fitness**. Just like a great transportation system can have the effect of “place making”, or creating a sense of community by virtue of its ability to bring people together, so too can a great transportation system have a subtle but powerful impact on creating positive **health outcomes**. And this impact has a reciprocal affect, as healthy and fit residents with a variety of inviting transportation options are more likely to choose to walk or ride a bicycle as opposed to driving a car or riding a bus. This makes for a cleaner **environment** and less strain on the transportation system.*

Transportation requires long-term planning and solutions that recognize the need for new infrastructure to knit together a city that is continuing to sprawl. Our SA2020 targets measure both the efficiency of our built infrastructure and the behavior of our citizens.

We've seen a decline in public transportation boardings, which could be explained by more efficient rapid lines becoming available, therefore requiring fewer boardings. While there is progress in the development of complete streets - defined as being an existing street within a quarter mile of a transit stop, with a sidewalk, and a bicycle facility - we have seen little to no change in commute times and vehicle miles traveled. However, this could also be a good sign as our city's growth and sprawl has not affected commute time adversely.

The popularity of new transportation options such as B-cycle, VIA's VIVA route, and transportation networking companies like Lyft and Uber, point to an interest in San Antonio exploring new approaches to transportation. National data show youth are driving at a later age, while millennials (ages 18-33) are less likely to use cars. VIA's 2040 Vision and the passage of a citywide Transportation Plan have both given blueprints for our community's future in transit.







**VIA Metropolitan Transit provides regional multimodal transportation options that connect our community to opportunity, support economic vitality and enhance quality of life throughout our region.**

VIA serves 1,226 square-miles or 98% of Bexar County. In addition to operating 7 days a week along 90 bus lines, VIA provides additional service throughout the year to support community initiatives and partnerships. VIA offers free rides on Election Day, complimentary park-and-ride service to the Martin Luther King, Jr. March, and complimentary transportation to H-E-B's Feast of Sharing. VIA also frequently extends its routes and schedules to provide transportation to special events, such as Luminaria, Fiesta, and sporting events.



[VIAinfo.net](http://VIAinfo.net)



[facebook.com/ViaTransit](https://facebook.com/ViaTransit)



[@VIA\\_Transit](https://twitter.com/VIA_Transit)



[@viatransit](https://www.instagram.com/viatransit)

In June 2016, VIA launched its new VIVA service, connecting riders to San Antonio's historic places, arts and culture institutions, and popular dining and entertainment. The three routes—VIVA culture, VIVA missions, and VIVA centro—were developed with input from community members and provide easier and more frequent access to some of San Antonio's most-visited destinations. Learn more and see the routes at [viainfo.net/VIVA](http://viainfo.net/VIVA).

VIA also supports education in San Antonio. The Class Pass program works with local teachers to help arrange student field trips on VIA busses, and the Classroom on Wheels visits over 30,000 students each school year to teach students about public transportation. In September 2016, VIA partnered with BiblioTech to bring the "Ride & Read" program to its transit centers and busses. Riders can use kiosks to register as BiblioTech patrons, and then download books, movies, music, and periodicals using VIA's free 4G LTE WiFi.

Behind all of VIA's services and initiatives is a strong commitment to environmental sustainability. In addition to encouraging San Antonians to take public transit and leave their cars at home, VIA's fleet uses ultra-low-sulfur diesel and filters to reduce air pollutants.

In August 2016, the VIA Board of Trustees approved the VIA Vision 2040 Long Range Plan, a blueprint for the future of transportation in our region. VIA heard from thousands of community members while developing the plan, and Vision 2040 reflects what San Antonio prioritized. Read more at [viavision2040.com](http://viavision2040.com).

In addition to providing high-quality public transit that is continuously improving, VIA Metropolitan Transit connects San Antonians to so much of what makes our city great. We're glad to have a transportation partner that supports the entire SA2020 vision and its goals.

## 2016 Select Highlights\*

### VIVA Launch

VIA launched the VIVA service in June 2016, providing three routes – VIVA culture, VIVA missions, and VIVA centro – to connect riders with historic neighborhoods, arts and cultural institutions, and popular destinations in San Antonio. Running seven days a week with extended hours and frequent services, you can read more about it at [VIAinfo.net/VIVA](http://VIAinfo.net/VIVA).

### VIA & Communities in Schools (CIS) Partnership

This new partnership aims to eliminate transportation barriers that can plague students and their families. The program provides semester bus passes free of charge to students identified by CIS site coordinators. For more information on Communities in Schools San Antonio, visit [www.cissa.org](http://www.cissa.org).

### SA Tomorrow Transportation Plan

In August 2016, City Council passed the City of San Antonio's Multimodal Transportation Plan, which provides a plan for all modes of transportation, including: cars, transit, bicycles, and pedestrians. The transportation plan will communicate the City's transportation strategy and serve as a tool to analyze transportation priorities to best meet community goals. You can read more at [satransportationplan.com](http://satransportationplan.com).

### San Antonio B-Cycle Expansion

B-Cycle continued its expansion as a means to keep up with the growing needs of downtown. In 2016, new bike stations went in at the Doseum, Pearl Culinary Gardens, and at San Antonio College, adding 50 more bikes into the ecosystem.

### Hausman Road Improvement Project Completed

The City's largest single roadway improvement project at \$74 million transformed 3.4 miles of road on San Antonio's Northwest side. Supported by the 2012 Municipal Bond, Hausman Road improvements included widening the street and adding public art, sidewalks, and median islands that will collect rainwater.

### Vision Zero

While officially established in 2015, several initiatives in the City of San Antonio are linked to this traffic safety approach. The SA Tomorrow Multimodal Transportation Plan and San Antonio's National Bike Month festivities work to ensure traffic crashes do not result in a single death or serious injury. For more information, and to take the Vision Zero Pledge, visit [sanantonio.gov/TCI/Vision-Zero](http://sanantonio.gov/TCI/Vision-Zero).

### Uber & Lyft

In December 2016, City Council voted to keep Uber and Lyft in operations in San Antonio under a four-year plan.

### Hack-A-Ride

A collaborative effort between VIA and the urbanization team of the Alexander Briseño Leadership Development Program will gather the brightest minds in San Antonio for a data crunching hackathon to find a technological solution to mass transit challenges in San Antonio in the early part of 2017.



Photo by Iris Dimmick



\*This is not an exhaustive list, but gives a general overview of initiatives/events/programs that were held for the first time, have grown over time, or saw a significant impact as it relates to SA2020 indicators. This list was generated in collaboration with our Impact Report Review Committee.



# CALL TO ACTION




- ▶ Learn more about SA2020 transportation partner organizations at [SA2020.org/partners](https://SA2020.org/partners), then give your time, talent, energy, or dollars to one (or more).
- ▶ Make an individual commitment to use public transportation. If mass transit isn't meeting your needs, inquire about local policies for adding routes, frequency of service, and bus stop locations.
- ▶ Walk more.
- ▶ Ride a bike.
- ▶ Consolidate trips.
- ▶ Organize a car pool or van pool.
- ▶ Use alternative energy vehicles.
- ▶ Do more business downtown.
- ▶ Go to VIA's open houses and become informed about VIA's 2040 Plan.
- ▶ Join a community-based transit advocacy group.
- ▶ Engage in a dialogue around "complete streets" initiatives.
- ▶ Educate others about natural resources and land use in order to cultivate support for a robust level of public transportation.
- ▶ Participate in the City's SA Tomorrow Transportation public meetings.



## PARTNER CALL TO ACTION

To influence the big picture – our shared vision – we have to create ripples - incremental change on the ground floor. Luckily, there are **many organizations** in San Antonio and Bexar County doing just that, which means there are **countless opportunities** for you to get involved. Many SA2020 Partners have outcomes that impact more than one SA2020 Cause Area or indicator. For a full listing of SA2020 Partners, please visit [SA2020.org/partners](https://SA2020.org/partners). Here you can search organizations by name, SA2020 Cause Area(s), or types of opportunities to get involved.

A graphic featuring the SA2020 logo in large, bold, red letters with a registered trademark symbol. Below the logo, the text 'CONNECTS THE COMMUNITY FOR' is written in blue, and 'A STRONGER SAN ANTONIO.' is written in orange. Below this, the question 'HOW DO YOU CONNECT TO YOUR COMMUNITY?' is written in large, bold, black letters. At the bottom, the hashtags '#Give2020' and '#StrongerTogether' are listed in black.

**SA2020<sup>®</sup>**  
CONNECTS THE COMMUNITY FOR  
A STRONGER SAN ANTONIO.  
**HOW DO YOU CONNECT  
TO YOUR COMMUNITY?**  
#Give2020  
#StrongerTogether



[ACE Mentor Program of Greater San Antonio, Inc.](#)  
[Alamo Area Clean Cities Coalition](#)  
[Alamo Area Council of Governments](#)  
[Alamo City Film Festival](#)  
[Alamo Colleges](#)  
[Alamo Metro Chorus](#)  
[Alpha Home](#)  
[American Cancer Society](#)  
[American Heart Association](#)  
[Any Baby Can](#)  
[Artpace](#)  
[ARTS San Antonio](#)  
[Autism Community Network](#)  
[AVANCE San Antonio](#)  
[Bexar County Community Health Collaborative \(The Health Collaborative\)](#)  
[Big Brothers Big Sisters of South Texas](#)  
[Blessed Sacrament Academy](#)  
[Blue Star Contemporary Art Museum](#)  
[Boy with a Ball San Antonio](#)  
[Boys & Girls Clubs of San Antonio](#)  
[Briscoe Western Art Museum](#)  
[Build San Antonio Green](#)  
[Camp to Success](#)  
[Catholic Charities, Archdiocese of San Antonio, Inc.](#)  
[Child Advocates San Antonio](#)  
[Childsafe](#)  
[Christian Assistance Ministry](#)  
[Christian Hope Resource Center](#)  
[City of San Antonio – Center City Development and Operations](#)  
[City Year](#)  
[Clarity Child Guidance Center](#)  
[CommuniCare Health Centers](#)  
[Communities in Schools](#)  
[CRIT USA](#)  
[Crossmen Drum Corps](#)  
[Daughters of Charity Services](#)  
[Down Syndrome Association of South Texas](#)  
[Dreams Fulfilled Through Music](#)  
[Dress for Success](#)  
[Each One Teach One](#)  
[Earn a Bike Co-Op](#)  
[Education Service Center, Region 20](#)  
[Ella Austin Community Center](#)  
[Esther Vexler Yoga School](#)  
[Families Empowered](#)  
[Family Violence Prevention Services, Inc.](#)  
[Family Service Association](#)  
[Gemini Ink](#)

[Girls Inc. of San Antonio](#)  
[Girls on the Run of San Antonio](#)  
[Good Samaritan Community Services](#)  
[Goodwill Industries of San Antonio](#)  
[Green Spaces Alliance](#)  
[Guadalupe Cultural Arts Center](#)  
[Habitat for Humanity of San Antonio](#)  
[Haven for Hope of Bexar County](#)  
[Healthy Futures of Texas](#)  
[Healy-Murphy Center, Inc.](#)  
[Hemisfair](#)  
[I Care San Antonio](#)  
[Inspire Community Fine Art Center](#)  
[Institute of Texan Cultures](#)  
[JOVEN – Juvenile Outreach and Vocational/Educational Network](#)  
[Junior Achievement of South Texas](#)  
[KLRN TV](#)  
[Las Casas Foundation](#)  
[League of Women Voters of the San Antonio Area](#)  
[LiftFund](#)  
[Literacy San Antonio, Inc. \(SAReads\)](#)  
[Luminaria](#)  
[Make San Antonio](#)  
[Martinez Street Women's Center](#)  
[Mayor's Fitness Council](#)  
[MCH Family Outreach](#)  
[McNay Art Museum](#)  
[Meals on Wheels / Christian Senior Services](#)  
[Mitchell Lake Audubon Center](#)  
[National Hispanic Institute at San Antonio](#)  
[P16Plus Council of Greater Bexar County](#)  
[Parent/Child Incorporated of San Antonio & Bexar County](#)  
[Pay It Forward Ministries](#)  
[Planned Parenthood of South Texas](#)  
[Pre-K 4 SA](#)  
[Project MEND](#)  
[Project Quest](#)  
[Project WORTH](#)  
[Restore Education](#)  
[SA Youth](#)  
[SAMMinistries](#)  
[San Antonio B-Cycle](#)  
[San Antonio Botanical Garden Society, Inc.](#)  
[San Antonio Cares](#)  
[San Antonio Council on Alcohol and Drug Abuse](#)  
[San Antonio Economic Development Foundation](#)  
[San Antonio Education Partnership](#)  
[San Antonio Folk Dance Festival](#)

[San Antonio Food Bank](#)  
[San Antonio Hispanic Chamber of Commerce](#)  
[San Antonio Housing Authority](#)  
[San Antonio Manufacturers Association \(SAMA\)](#)  
[San Antonio Metropolitan Ballet](#)  
[San Antonio Museum of Art](#)  
[San Antonio Public Library](#)  
[San Antonio Public Library Foundation](#)  
[San Antonio River Foundation](#)  
[San Antonio Sports](#)  
[San Antonio Works](#)  
[San Antonio Youth Literacy](#)  
[San Antonio Zoo](#)  
[SASTEMIC](#)  
[SAY Si](#)  
[Silver & Black Give Back](#)  
[Sistas in Business](#)  
[spare parts](#)  
[Special Reach, Inc.](#)  
[SRG Force Sports](#)  
[St. Paul's Episcopal Montessori School](#)  
[St. Peter-St. Joseph Children's Home](#)  
[Teach for America](#)  
[The Arc of San Antonio](#)  
[theARTSfund](#)  
[The Center for Health Care Services](#)  
[The Children's Bereavement Center of South Texas](#)  
[The Children's Shelter](#)  
[The Classic Theatre of San Antonio](#)  
[The DoSeum](#)  
[The Magik Theatre](#)  
[The Playhouse](#)  
[The Rape Crisis Center](#)  
[Theatre for Change](#)  
[THRU Project](#)  
[Tobin Center for the Performing Arts](#)  
[Transplants for Children](#)  
[Trinity University College Advising Corps](#)  
[USRTA](#)  
[VentureLab](#)  
[Visitation House Ministries](#)  
[Voices for Children of San Antonio](#)  
[Volunteers in Education \(VIE\) for Texas](#)  
[Witte Museum](#)  
[Woodlawn Theatre](#)  
[YMCA of Greater San Antonio](#)  
[Youth Code Jam](#)  
[Youth Orchestras of San Antonio \(YOSA\)](#)  
[YWCA San Antonio](#)

## SA2020 COMMUNITY INDICATORS - MEASURES & SOURCES

Indicator	Primary Measure	Most Recent Data Year	Most Recent Value (MOE)	Current Status
Increase Funding for Arts and Culture	DCCD Dollars Invested in Arts and Culture Programs	2015	7,082,606	PROGRESS
Increase Attendance for Arts and Culture	DCCD Program Attendance	2015	4,035,374	MET & EXCEEDED
Increase Economic Impact of Creative Sector	Economic Impact of Creative Sector in Dollars	2014	\$4,346,283,201	PROGRESS
Increase Employment in Creative Industries	Number Employed in the Creative Sector	2014	21,736	PROGRESS
Improve Satisfaction with Arts and Culture	Percent of Citizens That Feel That San Antonio Arts and Cultural Life Provide Everything Their Family Wants	2012	55.0%	BASELINE ONLY
Increase Voter Turnout	Voter Turnout in Municipal Elections	2015	12.43%	ON TRACK
Increase Diversity of Elected Officials	Percent of City Board Members Non-Minority	2016	41.0%	PROGRESS
Increase Volunteerism	3-Year Moving Average of Percent of Population 16+ That Volunteered	2015	25.4%	ON TRACK
Increase Philanthropic Giving	Percent of All Individual Income Tax Returns with Contribution	2014	16.2%	FLAT/GETTING WORSE
Increase Attendance at Community Safety Trainings	Annual Number Trained in Community Policing and Outreach Programs	2014	3,438	MET & EXCEEDED
Reduce Recidivism	3-Year Recidivism Rate			IN DEVELOPMENT
Reduce Emergency Response Times	Annual Average Police Emergency Response Time	2015	7.0	MET & EXCEEDED
Reduce Index Crime Rate	Index Crime Rate per 100,000 Population	2015	5,697.5	ON TRACK
Decrease Domestic Violence	Annual Number of Family Violence Assaults	2015	10,488	PROGRESS
Improve Satisfaction with Community Safety	Percent of Citizens Who Rate Their Overall Feeling of Safety Excellent or Good	2014	66.0%	ON TRACK
Increase Downtown Housing Units	Number of Multi-Family Housing Units Downtown	2015	7,574	ON TRACK
Reduce Downtown Crime Rates	Number of Crimes Occurring Downtown	2015	2,204	ON TRACK
Increase Downtown Employment	Number Employed Downtown	2015	70,511	MET & EXCEEDED
Improve Downtown Economic Impact	Economic Impact of Downtown Employment in Dollars	2015	14,805,627,944	MET & EXCEEDED
Improve Satisfaction with Downtown Living	Percent of Downtown Residents Who Feel Downtown San Antonio Provides A Vibrant Atmosphere For The Residents Who Live There	2013	73.0%	BASELINE ONLY



Indicator	Primary Measure	Most Recent Data Year	Most Recent Value (MOE)	Current Status
Increase per Capita Income	Per Capita Income	2015	\$23,748 (\$653)	ON TRACK
Increase Employment in Target Industries	Annual Average Number Employed in Target Industries	2015	138,545	MET & EXCEEDED
Increase Entrepreneurship	Start-Up Density: Firms Less Than One Year Old per 100,000 MSA Population	2014	110.3	ON TRACK
Increase Professional Certificates	Annual Number of Professional Certificates Awarded	2014	6,187	FLAT/GETTING WORSE
Expand STEM Economy	Percent of Total Employment in STEM Occupations	2015	11.7%	PROGRESS
Reduce Unemployment	Annual Average City-Wide Unemployment Rate	2015	3.7%	ON TRACK
Improve Kindergarten Readiness	Percent of Students Developmentally Very Ready	2016	24.3%	PROGRESS
Improve 3rd Grade Reading	Percent of Students Meeting Level II Satisfactory on 3rd Grade Reading STAAR Test	2016	69.4%	FLAT/GETTING WORSE
Increase High School Graduation Rate	Four-Year Longitudinal Graduation Rate Without Exclusions	2015	87.7%	MET & EXCEEDED
Improve College Readiness	Percent of Graduates Testing College-Ready in English and Math	2015	51.4%	FLAT/GETTING WORSE
Increase College Enrollment (FTIC)	Percent of High School Graduates Enrolled in Texas Institutions of Higher Education in the Following Fall	2015	46.6%	FLAT/GETTING WORSE
Increase Adults with College Degrees	Percent of Population 25+ with an Associate's Degree or Above	2015	31.1% (1.1%)	PROGRESS
Increase Renewable Energy	MW Renewable Energy Capacity Under Contract	2015	1,569	MET & EXCEEDED
Improve Air Quality Index	Maintain Compliance with Ground-Level Ozone Standard	2015	78	FLAT/GETTING WORSE
Reduce Water Use	Gallons Per Capita Per Day (GPCD)	2015	118	MET & EXCEEDED
Reduce Energy Use	Weather Normalized Average Kilowatt per Hour per Residential Customer per Year	2015	13,399	PROGRESS
Reduce Residential Waste	Number of Tons Waste to Landfill	2015	384,057	PROGRESS
Increase Recycling Rates	Percent of Waste Recycled	2015	29.4%	PROGRESS
Increase Development with Low Environmental Impact	Not Identified	2015	8	BASELINE ONLY

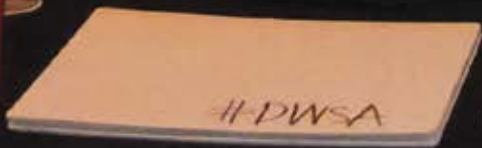
Indicator	Primary Measure	Most Recent Data Year	Most Recent Value (MOE)	Current Status
Increase Employment in Green Industries	Number Employed in Green Industries	2015	6,395	FLAT/GETTING WORSE
Reduce Poverty Rate	Percent of Individuals Below Poverty in Past 12 Months	2015	17.8% (1.1%)	PROGRESS
Reduce Underemployment	Percent of Individuals Below Poverty in Past 12 Months Who Have Worked Full-Time and Year-Round in Past 12 Months	2015	4.1% (0.6%)	FLAT/GETTING WORSE
Reduce Homelessness	3-Year Average Number of Sheltered and Unsheltered Homeless Persons	2016	2,855	PROGRESS
Decrease Child Abuse and Neglect	Number of Confirmed Child Abuse or Neglect Victims Per 1,000 Children	2015	9.9	MET & EXCEEDED
Reduce Obesity	Adult Obesity Rate	2015	35.6% (30.2-41.4%)	FLAT/GETTING WORSE
Improve Maternal and Child Health	Percent of Births Pre-Term	2014	11.0%	PROGRESS
Reduce Diabetes Rate	Percent of Adults Reporting Diabetes Diagnosis	2015	10.6% (7.8-14.4%)	MET & EXCEEDED
Reduce Teen Birth Rate	Teen (15-19) Birth Rate per 1,000	2014	37.3	MET & EXCEEDED
Increase Access to Health Care	Percent of Civilian Noninstitutionalized Population Under 65 with Health Insurance Coverage	2015	81.7% (0.7%)	ON TRACK
Reduce Health and Behavioral Risks	3-Year Moving Average of Total Years of Potential Life Lost Before Age 75	2014	6,381	PROGRESS
Increase Greater Downtown Area Population	Estimated Number of Greater Downtown Residents	2014	638,121,274	ON TRACK
Increase Inner-Loop Housing Construction	Number of New Housing Start and Renovation Permits Issued Within Loop 410	2015	946	ON TRACK
Increase Walkability	City-Wide Walkscore	2015	36	FLAT/GETTING WORSE
Improve Access to Parks and Green Spaces	Percent of Population with Walkable Park Access	2015	33.6%	PROGRESS
Improve Housing and Transportation Affordability Index	Housing and Transportation Affordability Index			IN DEVELOPMENT
Increase Complete Streets	Number of Miles of Complete Streets	2015	2,331	PROGRESS
Increase Public Transit Use	Number of Annual Boardings (or Unlinked Passenger Trips) on VIA's Scheduled Service Routes	2015	40,938,967	FLAT/GETTING WORSE
Decrease Vehicle Miles Traveled	Daily Vehicle Miles Traveled per Capita	2014	24.5	FLAT/GETTING WORSE
Decrease Commute Time	Mean Travel Time To Work for Workers 16+ Who Did Not Work at Home and Traveled Alone by Car, Truck, or Van	2015	23.4 (0.5)	FLAT/GETTING WORSE





“There is no city, and there is no organization, that is more impressive and is doing more than SA2020.”

Lee Fisher  
CEOs for Cities





[SA2020.org](http://SA2020.org)



[facebook.com/SA2020](https://facebook.com/SA2020)



[@SA2020](https://twitter.com/SA2020)



[@SA2020](https://www.instagram.com/SA2020)



**LOVE  
YOUR CITY!**

---

**SA  
2020**